

SOIL BEHAVIOUR OF PRE-EMERGENT HERBICIDES IN AUSTRALIAN FARMING SYSTEMS

A REFERENCE MANUAL FOR AGRONOMIC ADVISERS



AUTHORS:
Mark Congreve and John Cameron

Title: SOIL BEHAVIOUR OF PRE-EMERGENT HERBICIDES IN AUSTRALIAN FARMING SYSTEMS
a reference manual for agronomic advisers

Project Code: ICN00016

Authors: Mark Congreve (ICAN) and John Cameron (ICAN)

Cover photos: Summer fallow; sorghum; wheat and fallow spraying at Dumbleyung WA.

Photographers: Mark Congreve and Andrew Storrie

In submitting this report, the researchers have agreed to the GRDC publishing this material in its edited form.

First published November 2014. Revised July 2015.

© Grains Research and Development Corporation November 2014

All Rights Reserved

This publication is copyright. Except as permitted under the Australian Copyright Act 1968 (Commonwealth) and subsequent amendments, no part of this publication may be reproduced, stored or transmitted in any form or by any means, electronic or otherwise, without the specific permission of the copyright owner.

Acknowledgement: The assistance from Dr Chris Preston (University of Adelaide) in reviewing this document is acknowledged and much appreciated.

Enquiries: John Cameron, Independent Consultants Australia Network Pty Limited, PH: (+61) 02 9482 4930 john@icanrural.com.au

This document should be cited as: Congreve, M. and Cameron, J. (eds) (2014). Soil behaviour of pre-emergent herbicides in Australian farming systems – reference manual for advisers. GRDC publication, Australia

ISBN 978-1-921779-72-5

GRDC Contract details:

Ms Maureen Cribb

Publishing Manager

GRDC

PO Box 5367

KINGSTON ACT 2604

PH: 02 6166 4500

Email: maureen.cribb@grdc.com.au

Web: www.grdc.com.au

This report can be downloaded from the GRDC's website. Go to: www.grdc.com.au/SoilBehaviourPreEmergentHerbicides

Design and production:

Peter Hoffmann (Lightning Designs)

GRDC
**Grains
Research &
Development
Corporation**

Your GRDC working with you

ICAN
Independent Consultants Australia Network

Disclaimer

This publication has been prepared in good faith on the basis of information available at the date of publication. Neither the Grains Research and Development Corporation or Independent Consultants Australia Network Pty Limited or other participating organisations guarantee or warrant the accuracy, reliability, completeness or currency of information in this publication nor its usefulness in achieving any purpose.

Readers are responsible for assessing the relevance and accuracy of the content of this publication. Neither the Grains Research and Development Corporation or Independent Consultants Australia Network Pty Limited or other participating organisations will be liable for any loss, damage, cost or expense incurred or arising by reason of any person using or relying on the information in this publication.

Products may be identified by proprietary or trade names to help readers identify particular types of products but this is not, and is not intended to be, an endorsement or recommendation of any product or manufacturer referred to. Other products may perform as well or better than those specifically referred to.

Caution: Research on Unregistered Agrichemical Use

Any research with unregistered agrichemical or of unregistered products reported in this manual does not constitute a recommendation for that particular use by the authors or the authors organisations.

All agrichemical applications must accord with the currently registered label for that particular agrichemical, crop, weed and region.

CONTENTS

Introduction.....	5
The importance of controlling weeds in broadacre field crops.....	5
The value of pre-emergent herbicides.....	5
Common objections to the use of pre-emergent herbicides.....	6
Factors influencing the activity of pre-emergent herbicides.....	7
Interactions prior to incorporation.....	7
Stubble and crop interception.....	7
Pre-emergent herbicides and windrow burning.....	8
Photodegradation.....	8
Volatilisation.....	8
Incorporation.....	9
Herbicide behaviour in the soil.....	10
Position of the herbicide in the soil.....	10
Soil texture and cation exchange.....	10
Herbicide properties affecting soil binding and availability.....	10
Solubility.....	10
Binding.....	10
Soil moisture.....	12
Breakdown.....	13
Persistence.....	13
Rotational crop constraints (plantbacks).....	13
Crop safety.....	15
In summary.....	17
Key residual herbicides.....	18
Group A.....	18
Group B.....	18
Chlorsulfuron.....	19
Metsulfuron.....	19
Sulfosulfuron.....	20
Triasulfuron.....	20
Imazapic.....	21
Imazethapyr.....	21
Flumetsulam.....	21
Group C.....	22
Atrazine.....	23
Simazine.....	23
Terbuthylazine.....	23
Metribuzin.....	24
Diuron.....	24
Group D.....	25
Pendimethalin.....	26
Trifluralin.....	26
Group F.....	27
Diflufenican.....	27

Group H	28
Pyrasulfotole	28
Isoxaflutole	28
Group I	29
Clopyralid	29
Fluroxypyr	29
Picloram	30
Group J	31
Prosulfocarb	31
Tri-allate	31
Group K	32
Dimethenamid-P	32
S-metolachlor	33
Pyroxasulfone	33
Properties of pre-emergent herbicides used in grain production systems	34
Further information - re-cropping periods for NSW	37
Bibliography and references	38

INTRODUCTION

The importance of controlling weeds in broadacre field crops

Weed management is critical for profitable Australian farming systems. Weeds compete aggressively with grain crops for moisture and nutrients and if left unchecked, can result in significant crop losses.

In addition to losses from competition, Australian growers spend well over \$1 billion¹ per year on herbicides to which the additional costs of machinery, labour and contractors to apply these herbicides must be added.

The past 25 years has seen a major revolution in broadacre farming with the majority of grain farmers adopting a minimal or zero tillage system which has largely reduced or removed the use of cultivation as a tool for weed control. Also, in many areas, there has been a trend towards growers specialising in 'cropping'. This has led to a decline or elimination of livestock from the farming system, further reducing the diversity of weed control options. The combined effect has been a significant increase in the reliance on herbicides for weed management in Australian farming systems.

This shift in farming system has seen an evolutionary change in weed species in many paddocks, with increasing dominance of surface or shallow germinating weeds that are suited to a zero tillage system where weed seeds are predominantly left undisturbed on the soil surface.

Since the adoption of reduced tillage practices, controlling weeds on the modern farm has largely become the domain of herbicides, both within the crop and in the fallow between crops. Growers have had a range of cost effective and efficacious herbicides to rely upon, however there has been a heavy reliance on a few individual modes of action, namely Groups A, B, I and M in particular.

While being quite different in their weed control spectrum and the way that they work within the plant, these herbicide groups have a number of similarities that have seen them gain popularity:

- They provide reliable, consistent performance
- Are frequently 'cheap' relative to other available weed control options, and
- They work primarily as foliar applied post-emergence herbicides.

The cost effectiveness, reliability and ease of use of these herbicides, has encouraged growers to favour post emergent options, where they can wait and see which weeds emerge before dealing with the problem.

Unfortunately, evolution continues to work in our cropping systems. This has seen an increase in the importance of weeds that:

- a) Are adapted to the new farming system i.e. surface germinating and windblown weed seeds and
- b) Development of individual weeds that are resistant to the herbicides previously used to control them.

A recent example of adaptation and evolution is evident in barley grass and brome grass. Continual herbicide selection pressure early in the cropping season has selected for individuals that express a high level of seed bank dormancy leading to a high percent of the population emerging later in the season and escaping early season control. This is driven by the selection of a vernalisation response (cold requirement before germination) which is under the control of a single gene.

Herbicide resistance and species shift are causing many advisers and growers to radically rethink their approach to weed management including the introduction of more diversity into their weed control programs. Increased use of pre-emergent herbicides is one tool that increases diversity of the weed control program while also reducing weed numbers, which will assist following tactics such as harvest weed seed management. However increased use of pre-emergent herbicides will also increase the selection pressure placed on these herbicides; underscoring the need to introduce non-herbicide based weed management tactics into the cropping system, to reduce our reliance on herbicides and thereby prolonging their useful life.

The value of pre-emergent herbicides

When devising a weed control strategy, pre-emergent herbicides can be a valuable additional tactic to help drive weed numbers down. Used alone they often do not achieve the objective of driving down weed seed bank numbers, but when used amongst a suite of tactics, they can be particularly effective.

Benefits of pre-emergent herbicides include:

- Offers an alternate mode of action to many post-emergent options
- Reduced selection pressure on subsequent post-emergent herbicide applications
- Removal of early season weed competitive pressure on a crop often protects crop yield better than later applied post-emergent applications, especially in weedy paddocks
- Cost savings, especially in the fallow where multiple knockdown applications may be required
- Reduced time pressure on other spraying operations, both in crop and in fallow
- Major role in patch eradication where a weed blow-out can be GPS logged and a pre-emergent herbicide applied to manage the patch
- After a cultivation event, there will always be some weed seed in a position in the soil profile that is ideal for germination. Applying a pre-emergent herbicide after the last cultivation can manage these weeds that would otherwise emerge and ultimately return additional seed to the soil, and
- Some crops have few post-emergent options (e.g. grass weed control in sorghum, or broadleaf weed control in pulses) and hence often rely on pre-emergent herbicides for in-crop weed control.

¹ Manufacture level sales of \$1.26m for 2012/13 as reported in the Commonwealth of Australia Gazette No. APVMA 4, Tuesday 25 February 2014, Page 29

Common objections to the use of pre-emergent herbicides

Many growers frequently raise objections when pre-emergent herbicides are discussed. Some of the more common objections are:

“If it doesn’t rain to germinate the weeds then my money is wasted”.

Most pre-emergent herbicides require rain for activation, although some pre-emergent herbicides can remain on a dry surface for considerable time without degradation. Understanding the properties of the chosen herbicide assists decision making on application timing and the incorporation requirements of the molecule. Usually rainfall, or existing soil moisture, is required to germinate weeds, so the correct timing of pre-emergent herbicide application relative to rainfall and weed germination is important to maximise the value of the investment.

“I applied a pre-emergent herbicide a few years ago and it didn’t work. I can’t rely on them”.

Pre-emergent herbicides are not all the same. The properties of each herbicide dictate where it remains in the soil profile, what conditions are required to maximise performance and how quickly it will break down. As pre-emergent herbicides are strongly influenced by soil type, stubble cover, incorporation, temperature and rainfall, it is quite possible that a different result can be achieved between two adjacent paddocks with application only a few weeks apart.

It is generally much easier to monitor the performance of a post emergent application. The starting weed population is known and the herbicide effects can be seen over the resulting weeks. With pre-emergent herbicides, typically the size of untreated weed germinations is not measured via an untreated control in commercial situations. As a result, it is usually much more difficult to gauge success and impact of a pre-emergent herbicide application, than it is for a post-emergent application. In situations where growers have been dissatisfied with the performance of a pre-emergent herbicide, they are often surprised if a ‘missed strip’ is found, as this demonstrates what the paddock would be like if the pre-emergent herbicide had not been used.

“Pre-emergent herbicides leach and move in the soil and damage off target vegetation”.

The properties of some pre-emergent herbicides allow for the product to be more available in the soil profile and more able to move with the soil water; while some other herbicides are very tightly bound and unlikely to move. Understanding herbicide properties, in particular the solubility and binding, enables the right product to be selected for the situation.

“Using pre-emergent herbicides locks me out of crop rotation options”.

This is probably the most frequent objection by growers when their adviser recommends a pre-emergent herbicide. By nature of their residual properties, most pre-emergent herbicides will have plantback constraints to some crops.

However, it is extremely unlikely that a grower will ever apply a particular residual herbicide to the entire farm, so the ‘whole farm’ is not being locked out of a flexible crop rotation. In practice, there are usually a percentage of paddocks where the next crop rotation is firmly locked in. In these paddocks, there is the option to select an appropriate residual herbicide with only a low risk of a negative impact on crop rotations.

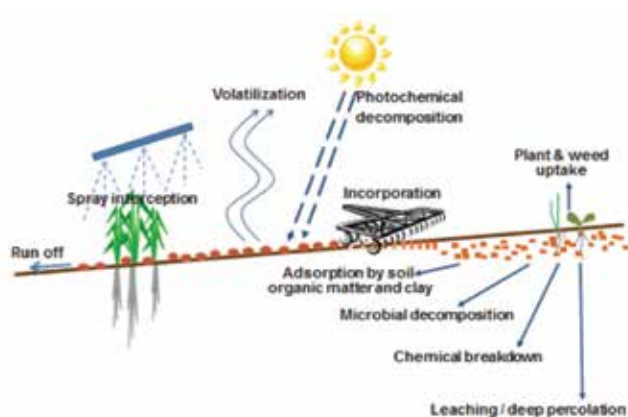
When dealing with these common objections, the key underlying theme is that it is critical for advisers to have a thorough understanding of the properties of pre-emergent herbicides under consideration, to enable the best choice to be made.

This manual is a reference for Australian grain advisers, covering the factors influencing the performance and break down of pre-emergent herbicides.

FACTORS INFLUENCING THE ACTIVITY OF PRE-EMERGENT HERBICIDES

To understand how pre-emergent herbicides perform, it is important to know the properties of the herbicide, the soil type and how it is broken down in the environment. Availability of a pre-emergent herbicide is an interaction between the solubility of the herbicide; how tightly it is bound onto soil colloids and organic matter; soil factors such as structure, cation exchange capacity and pH; herbicide volatility; the environment and particularly soil water and the rate of herbicide applied.

Figure 1: Interactions, loss and breakdown pathways of soil applied herbicides.



Understanding the importance of each of these pathways will give guidance as to likely performance of the herbicide in question. However if one of these factors in the equation is extreme, then this single factor can have an overriding influence on the overall balance and can alter what normally happens in the field. For example, some herbicides are relatively insoluble and tightly bound to soil colloids which suggest that they are unlikely to leach. However, in a situation of a high initial rainfall event occurring onto a dry soil, even a herbicide with these properties may move further down the soil profile before it has the opportunity to bind to the soil. This may mean that the herbicide can move out of the zone where it is required for weed control, or into a zone where it can damage the crop.

Interactions prior to incorporation

Stubble and crop interception

Stubble or existing weed cover in a zero or reduced till fallow will intercept some of an applied pre-emergent herbicide before it reaches its target – the soil. Likewise, if the pre-emergent herbicide is applied as an in-crop application, a percentage of herbicide will be intercepted by the crop.

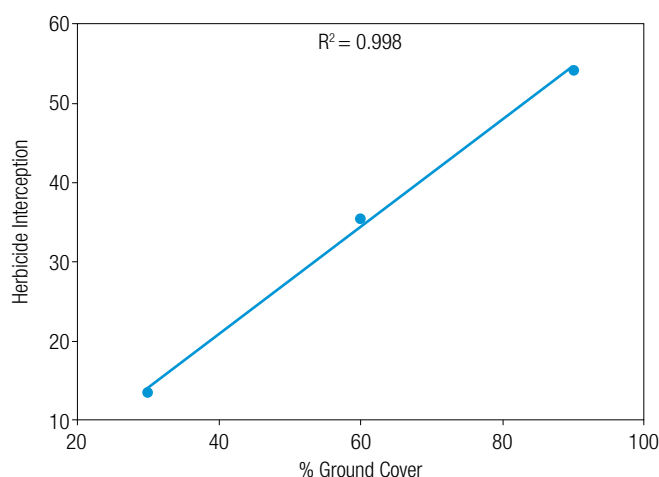
The amount of herbicide intercepted will be proportionate to the percent of ground coverage of the stubble or crop (or weeds if they are already present at application). As shown in Figure 2, while this relationship is linear it should be noted that, for example, 50% ground cover does not result in 50% capture of the herbicide on the above ground material.

Interception by standing material can have two negative effects:

- For some products, herbicide tied up on the stubble or in the canopy may not be available for soil incorporation and subsequent weed control, and
- Interception may lead to an uneven coverage of the soil surface, resulting in areas with insufficient herbicide coverage and potentially weed escapes.

Herbicide intercepted by standing organic material will be subject to a certain level of binding, depending on the herbicides' characteristics (see later section on binding). Some herbicides are tightly bound and are lost to the system in terms of weed control, despite subsequent rainfall (for example trifluralin). Others are loosely bound and relatively soluble and can be returned to the soil by rainfall that 'washes' it off the organic material (for example chloresulfuron). To understand the potential level of binding of a herbicide, advisers need to consider its binding coefficient (K_d or K_{oc}) and solubility. However, even if a herbicide is loosely bound and available to be washed off, it still may be prone to loss due to volatility and photodegradation, before it is incorporated into the soil by rainfall.

Figure 2 : The percentage of herbicide captured by stubble or plant material in relation to the percentage of ground cover.



SOURCE: (Shaner, 2013)

Where high levels of stubble or plant material exist, the level of spray droplet interception can be minimised by adjusting how the herbicide is applied. Some techniques that can increase the proportion of herbicide reaching the soil include:

- Wind across the rows during application
- Use rear facing nozzles where the angle offsets the travel speed, to have droplets moving predominantly downwards through the stubble
- Larger droplets travelling at higher speed
- Select a nozzle and pressure that produces larger droplets

- Narrow fan angles (e.g. 65-80 degrees) increases droplet speed
- Keep water rates high to maintain coverage when using larger droplets by increasing the number of droplets produced.
- Narrower nozzle spacing (25cm vs 50cm)
- Slower travel speeds (i.e. < 16 km/h) to reduce horizontal movement (forward trajectory of droplets), and
- Minimise boom height, but ensure at least double overlap.

In situations where pre-emergent herbicides are used in-crop, correctly set up directed sprays (layby application) are designed to reduce interception by directing the spray under / away from the crop canopy.

Where herbicides with both pre and post-emergent activity are applied in-crop, the pre-emergent activity is often better when applied during early crop growth stages, as soil coverage may be more even due to less crop interception.

Pre-emergent herbicides and windrow burning

With the advent of increasing herbicide resistance, many growers have introduced windrow burning into their integrated weed management strategy. This technique concentrates the previous year's stubble, including the chaff fraction containing the weed seeds, into a narrow band to be burnt in autumn.

If pre-emergent herbicides are used in conjunction with this technique, then consider the following points:

- Applying pre-emergent herbicides over the top of a windrow, before it is burnt, will probably result in extremely high levels of herbicide interception and very little on the ground under the windrow. So avoid herbicide application prior to burning.
- Always strive for a hot burn within the windrow itself. This is important to obtain maximum mortality of the weed seeds, but also to maximise the amount of residue converted to ash and minimise the amount left as charcoal.
- Herbicides will not generally bind tightly when sprayed onto ash. However a thick layer of ash may prevent even soil coverage, unless a rainfall event has occurred between the burning and the herbicide application, to disperse the ash.
- Conversely, herbicides will usually bind to charcoal to an even greater extent than they do for green organic matter or stubble. So if charcoal is left after a burning event (or biochar is added to the soil) then it is likely that less herbicide will be available for weed control and herbicide performance may be compromised.

Photodegradation

Photodegradation occurs when the herbicide undergoes a chemical reaction in the presence of sunlight and is then broken down and lost to the weed control system. For most uses of pre-emergent herbicides in Australia, photodegradation is not the main path of breakdown as standard incorporation practices such as cultivation, sowing or sufficient rainfall after application, are typically adequate to prevent unacceptable levels of loss. However, when a herbicide is sprayed onto a dry soil surface or dry stubble in summer, with no following rainfall or mechanical incorporation, losses from this pathway will be at their highest.

Some of the common pre-emergent herbicides that can undergo some level of photodegradation include the Group C herbicides (atrazine, fluometuron, simazine, terbutylazine and diuron); sulfosulfuron; pendimethalin; picloram; and s-metolachlor.

If these herbicides are applied under warm, dry conditions with no rainfall expected in the coming weeks, losses can be significant. Mechanical incorporation can be used to reduce losses to photodegradation.

Volatilisation

Some of the pre-emergent herbicides used in the Australian grains industry are considered volatile. Volatile herbicides transition to a gaseous phase after application if left on the soil surface without incorporation. Volatile herbicides must be incorporated soon after application to avoid significant loss to the atmosphere and therefore maintain their efficacy on weeds.

Loss from volatility is not an 'on/off' switch. For example, if a herbicide label indicates that the product should be "incorporated within 24 hours" this does not mean that there is no loss up until hour 23 and that it is all gone by the 25th hour. Volatility loss commences as soon as the spray is applied, so with any volatile herbicide it is important to incorporate as soon as possible after application. The time period for incorporation on a label is the time by which the manufacturer has determined that losses may start to become unacceptably high if the product has not been incorporated within this time.

Volatility is measured in terms of vapour pressure and is usually expressed as millipascals (mPa) at 25°C. Herbicides with a vapour pressure less than 1 mPa are generally referred to as 'non-volatile', while products with a vapour pressure above 1 mPa may convert into a gaseous phase and be lost to the atmosphere, unless incorporated post application. As the vapour pressure increases, so does the urgency to have the herbicide incorporated quickly, to reduce losses.

Table 1 lists a selection of common pre-emergent herbicides in order of volatility to demonstrate the range of vapour pressures.

Table 1: Examples of vapour pressure for selected pre-emergent herbicides and summary of incorporation requirements.

Herbicide	Vapour Pressure (mPa @ 25°C) ^a	
tri-allate (Avadex [®])	12	Actives with a vapour pressure of greater than 1 mPa are generally considered volatile and are likely to require incorporation. Refer to individual product labels for specific situations.
trifluralin (Treflan [®])	9.5	
s-metolachlor (Dual [®])	3.7	
dimethenamid-P (Outlook [®])	2.5	
pendimethalin (Stomp [®])	1.94	
clopyralid (Lontrel [®])	1.36	
prosofocarb (Boxer [®] Gold ^p)	0.79	Actives with a vapour pressure of less than 1 mPa are generally considered non-volatile and do not usually require any specific incorporation recommendations after application.
metribuzin (Sencor [®])	0.121	
terbuthylazine (Terbyne [®])	0.12	
imazapic (Flame [®])	0.01	
atrazine (Gesaprim [®])	0.0039	
triasulfuron (Logran [®])	0.0021	
simazine (Gesatop [®])	0.00081	
isoxaflutole (Balance [®])	1.0 x 10 ⁻³	
diuron (various)	1.15 x 10 ⁻³	
pyroxasulfone (Sakura [®])	2.4 x 10 ⁻³	
diflufenican (Brodal [®])	4.25 x 10 ⁻³	
picloram (Tordon [®])	8.0 x 10 ⁻⁵	
chlorsulfuron (Glean [®])	3.07 x 10 ⁻⁶	

^a (University of Hertfordshire, 2006-2014) The Pesticide Properties DataBase (PPDB) developed by the Agriculture & Environment Research Unit (AERU), University of Hertfordshire. Accessed on 4th August 2014 <http://sitem.herts.ac.uk/aeru/iupac/index.htm>

^p Vapour pressure of prosofocarb. Boxer Gold also contains s-metolachlor

Incorporation

Without incorporation, some herbicides are more predisposed to breakdown and loss from volatilisation and/or photodegradation. Some molecules are quite volatile and significant losses from the soil surface can occur if the herbicide is not incorporated within hours or days of application. At the other extreme, some molecules have a very low vapour pressure and are not subject to photodegradation and can remain on the soil surface for days and possibly even weeks without significant loss from these pathways.

Incorporation usually takes one of four forms:

- Full cut mechanical incorporation - prior to the advent of reduced tillage this was the major incorporation method used in Australia and involved a light to moderate mechanical cultivation, usually with harrows or offset discs. This form of incorporation works well for highly volatile products such as trifluralin and tri-allate, provided it is done within hours of the spray application. Historically it was common to see harrows being towed directly behind the boomspray or operating in the same paddock while spray application was still underway.
- Incorporation by sowing (also commonly referred to as IBS) - this tactic is used extensively in reduced and zero till farming systems. A knife point seeder is set up to 'throw' a small amount of treated soil out of the sowing furrow and onto the inter-row to cover the herbicide which has been previously applied to the soil surface. Typically this will only work with seeders set up to plant on ~25 to 30cm row spacing. Careful attention to

seeder set up is required to ensure even inter-row coverage while preventing throw of treated soil into the next furrow.

With some volatile herbicides (e.g. trifluralin and pendimethalin) the labelled rate for IBS application is often much higher than that used in a full cut incorporation method. A higher application rate used with these herbicides in an IBS system is possible due to:

- limited mixing of the treated soil which means there is greater separation between the herbicide band near the soil surface and the seed
- much of the herbicide above the crop row is removed and displaced into the inter-row area, and
- incomplete soil coverage of the herbicide which often results in greater volatility losses.

These factors reduce the potential for contact between the herbicide and the emerging crop.

- Irrigation - if overhead irrigation is available then this can be an effective method to incorporate some herbicides. The volume of water required will depend upon the soil type, ground cover, solubility of the herbicide and the existing soil moisture. Typically a 5 to 10mm irrigation event is usually satisfactory for most situations. It is important not to over water and risk moving the herbicide down the soil profile before binding has occurred.

Other forms of irrigation i.e. furrow irrigation are not recommended for herbicide incorporation due to

unevenness of soil wetting between the start and finish of the furrow; too much irrigation water is usually applied; runoff into tail ditches; and the fact that furrow irrigation also wets along a horizontal front.

- Rainfall is often relied on and used for incorporation, especially in fallow situations. Frequently applications will be made prior to a forecast rainfall event. As forecasts do not always eventuate, and rainfall volume can be highly variable, this practice can lead to inconsistent results.

In situations where incorporation is advisable, the objective is to move the herbicide into the top few centimetres of soil where it will be protected from UV degradation and volatilisation, yet still keeping it in the zone required for weed control (which is often close to the soil surface for shallow germinating weeds, especially in zero till systems).

Herbicide behaviour in the soil

Once a pre-emergent herbicide is in the soil, an equilibrium is established between how much is bound to clay and organic matter and is therefore less available for plant uptake; and how much is dissolved in the soil water and available for root uptake. Factors that affect the degree of binding are the soil type (structure, pH and cation exchange capacity); organic matter in the soil; the solubility of the compound; the amount of available soil moisture; and the inherent binding strength of the molecule.

Position of the herbicide in the soil

The location of targeted weed seeds is an important consideration. In a zero till environment, most weed seed is likely to be located on or near the soil surface. In a zero till system, it is most likely that pre-emergent herbicides that bind and stay relatively close to the soil surface in the zone where the weed seeds are germinating is preferred.

Conversely, if deeper germinating weeds are the target, then having a herbicide which stays tightly bound to the soil surface may allow for weeds to germinate at depth and be able to grow through the herbicide band on the soil surface.

A practical example of this would be where trifluralin is used on annual ryegrass in a no-till system. In a tilled system, ryegrass seed is spread through the soil surface to the depth of tillage. When trifluralin was applied at or prior to sowing and harrowed in, it was also mixed in this zone. This diluted the trifluralin throughout the surface zone. At the rates that could be used (crop damage was a concern as the trifluralin treated zone was often close to / just above the depth of the crop seed) weed control would often be marginal.

In modern no-till systems, weed control using trifluralin via 'incorporate by sowing' (IBS) application often results in higher levels of control than in traditional tilled systems with full incorporation. In a no-till system, ryegrass seeds are concentrated on or near the soil surface, as is the herbicide. Higher rates can be applied as the margin for crop selectivity is larger than in a full mechanical incorporation system, as there is greater spatial separation between the soil surface where the narrow herbicide band is and the depth of the cereal seed. Also, the herbicide over the row is displaced into the inter-row

at sowing - further enhancing crop selectivity while reducing volatilisation loss of the herbicide.

Soil texture and cation exchange

The type of soil often has a significant bearing on the performance of the pre-emergent herbicide. Soil texture (the ratio of sand, silt and clay) and soil organic matter will have an effect on the binding ability of the herbicide (adsorption). Cation exchange capacity (CEC) is used as a measure of the soils' adsorption sites where binding can occur.

Heavier clay soils and soils with higher organic matter have more binding sites (higher CEC) and can bind more herbicide. Increased binding is likely to result in higher application rates being required to achieve a given level of weed control, as less herbicide is available in the soil water for uptake by germinating weeds. Increased binding also generally results in less leaching.

Conversely, in sandy or low organic matter (lower CEC) soils there is less binding with more herbicide likely to be available in the soil water. This may lead to increased risk of injury to crops soon after application where there is a lot of freely available herbicide in the soil water, especially for highly soluble herbicides. As a result, many labels recommend a lower application rate in lighter soils.

Duplex soils with a sandy shallow topsoil over a heavier B horizon can be particularly challenging. Low binding and high availability may apply in the A horizon, but strong binding and therefore persistence of the herbicide may occur in the B horizon. This can lead to high levels of exposure to the crop early, with long lived persistence for some products.

Herbicide properties affecting soil binding and availability

Solubility

Solubility is a measure of how much herbicide can dissolve in water, an important consideration with regard to incorporation by rainfall or irrigation and uptake by the germinating weeds. Solubility is usually quoted in mg/L of water at 20°C. Herbicides with low water solubility often require larger volumes of rainfall to achieve incorporation and tend to be less available in the soil moisture than more soluble products. Typically, for optimum performance, herbicides with low solubility need good moisture conditions after application and also for the period of desired weed control.

Conversely, herbicides with high solubility are relatively easy to incorporate with limited rainfall. They generally prefer to remain in the soil moisture phase and hence are more freely available to the plant or weed. However, if the herbicide is highly soluble it will have a tendency to move with the soil moisture, and be more likely to leach or cause off target effects.

Binding

When a herbicide is incorporated into the soil, a percentage will bind to the soil organic carbon and soil particles.

The strength of binding is expressed as the Soil/Water Adsorption Coefficient (K_d). The K_d value is the ratio of herbicide adsorbed onto the soil in comparison to the amount remaining in the soil water. It is calculated as follows:
$$K_d = (\text{kg herbicide/kg soil}) / (\text{kg herbicide/L water})$$

Table 2: Examples of solubility of selected pre-emergent herbicides.

Herbicide	Solubility (mg/L @ 20°C) [^]	
diflufenican (Brodal [®])	0.05	Low solubility (0 to 49 mg/L @20°C) Likely to require moist conditions for incorporation and uptake
trifluralin (Treflan [®])	0.22	
pendimethalin (Stomp [®])	0.33	
pyroxasulfone (Sakura [®])	3.5	
tri-allate (Avadex [®])	4	
simazine (Gesatop [®])	5	
isoxaflutole (Balance [®])	6	
terbuthylazine (Terbyne [®])	7	
prosofocarb (Boxer [®] Gold ^p)	13	
atrazine (Gesaprim [®])	30	
diuron (various)	36	
s-metolachlor (Dual [®])	480	Moderate solubility (50 to 500 mg/L @20°C)
picloram (Tordon [®])	560	High solubility (> 501 mg/L @ 20°C)
triasulfuron (Logran [®])	815	
metribuzin (Sencor [®])	1165	
dimethenamid-P (Outlook [®])	1450	
imazapic (Flame [®])	2230	
chlorsulfuron (Glean [®])	12500	
clopyralid (Lontrel [®])	143000	

[^] (University of Hertfordshire, 2006-2014) The Pesticide Properties DataBase (PPDB) developed by the Agriculture & Environment Research Unit (AERU), University of Hertfordshire, Accessed on 4th August 2014 <http://sitem.herts.ac.uk/aeru/iupac/index.htm>

^p Solubility of prosofocarb. Boxer Gold also contains s-metolachlor

Table 3: Examples of average adsorption coefficients for selected pre-emergent herbicides.

Herbicide	Average K_{oc} value [^]	
pendimethalin (Stomp [®])	17581	$K_{oc} > 4000$ Non-mobile. Likely to bind tightly to soil and organic matter
trifluralin (Treflan [®])	15800	
tri-allate (Avadex [®])	3034	K_{oc} 500 to 4000 Slightly mobile
diflufenican (Brodal)	1622-2369 [#]	
prosofocarb (Boxer [®] Gold ^p)	1367-2340 [#]	
diuron (various)	813	
terbuthylazine (Terbyne [®])	230 ^{@1}	
dimethenamid-P (Outlook [®])	218 ^{@1}	K_{oc} 75 to 500 Moderately mobile Likely to move with soil water
s-metolachlor (Dual [®])	200 [#]	
isoxaflutole (Balance [®])	145	
imazapic (Flame [®])	137	
simazine (Gesatop [®])	130	
atrazine (Gesaprim [®])	100	
pyroxasulfone (Sakura [®])	95 ^{@2}	
metribuzin (Sencor [®])	60 ^{@1}	
triasulfuron (Logran [®])	60	
chlorsulfuron (Glean [®])	40 ^{@1}	
picloram (Tordon [®])	13 ^{@1}	K_{oc} 0 to 15 Very mobile
clopyralid (Lontrel [®])	5	

[^] (University of Hertfordshire, 2006-2014) The Pesticide Properties DataBase (PPDB) developed by the Agriculture & Environment Research Unit (AERU), University of Hertfordshire. Accessed on 4th August 2014 <http://sitem.herts.ac.uk/aeru/iupac/index.htm>

[#] (Senseman, 2007) Herbicide Handbook (2007) Weed Society of America

^{@1} (USDA Natural Resources Conservation Service) Windows Pesticide Screening Tool

^{@2} (APVMA, 2011) Evaluation of the New Active Pyroxasulfone in the Product Sakura[®] 850 WG Herbicide

^p K_{oc} of prosofocarb. Boxer Gold also contains s-metolachlor

As the binding is highly influenced by the level of organic matter, the binding coefficient is often normalised to take into account organic carbon levels in different soils and is presented as a K_{oc} value. The K_{oc} value is calculated by the equation:

$$K_{oc} = K_d / \text{soil organic carbon}$$

The higher the K_{oc} value, the more tightly the herbicide is bound. Herbicides with a low K_{oc} are less tightly bound to the soil and more freely available in the soil water. As a result, they have greater capacity to move with the soil water, especially in sandy soil or soils with low organic matter.

For some molecules the K_{oc} is very sensitive to soil pH, in particular the imidazolinone herbicides which bind tighter at acidic (low) pH.

As soil factors may have a significant bearing on the level of binding, K_{oc} will sometimes be reported as a range (usually with an average across trials), especially where the range is broad.

To understand how this affects interaction in the soil, compare the solubility (Table 2) and average K_{oc} values (Table 3) for the commonly used Group C herbicides atrazine and diuron. Both atrazine and diuron have similar (and low) solubility. However the adsorption coefficient for diuron is significantly higher, indicating that it will bind much tighter to the soil and organic matter at the soil surface, and hence it is effective on many small seeded surface germinating weeds. Conversely, atrazine is more loosely bound to the soil and will move further down the profile with the wetting front after a rainfall event. Therefore, what is often observed is that atrazine can provide reasonable levels of control of surface

germinating weeds if there is just enough rainfall to incorporate the herbicide but not too much to move it deeper in the profile. With additional rainfall the atrazine will move further down the soil profile, often into a 5 to 10cm zone where many larger seeded broadleaf weeds germinate. Atrazine frequently performs better against these larger seeded / deeper germinating targets than diuron, which is more tightly bound to the top 0 to 2cm zone.

Soil moisture


Free soil moisture is critical to the performance of most pre-emergent herbicides. With low available soil water, pre-emergent herbicides that rely on root uptake will be less available.

Once in the soil, the herbicide will establish equilibrium between the amount available in the soil water and that binding onto soil colloids. It typically takes several days for this equilibrium to establish, after incorporation. Most new herbicide labels will generally have a constraint to the effect of 'Do not irrigate' or 'Do not apply if runoff rainfall is expected' within 2 or 3 days after application. This is partially to allow time for soil binding to take place and the equilibrium to be established.

If available soil water is low, then a greater percentage of herbicide will be bound onto the soil colloids and unavailable for plant uptake. This is why many pre-emergent herbicides may fail to provide good weed control under dry conditions.

A worst case scenario for pre-emergent herbicide efficacy is depicted below. The solution is generally to apply the pre-emergent herbicide before a rain front, rather than immediately after one.

Figure 3: Dry topsoil with inadequate soil water to allow herbicide uptake by emerging weeds – the perfect storm for weed escapes.



Breakdown

Once in the soil, herbicide breakdown typically occurs via microbial degradation or hydrolysis.

For many herbicides, microbial degradation is the primary path of degradation. Conditions which encourage soil microbes (warm soils, good soil moisture, adequate oxygen and nutrients, neutral pH) will typically see faster degradation and shorter persistence of the herbicide. Extended dry periods which do not support the establishment of microbial populations can substantially increase the persistence of these herbicides.

Soil pH generally does not have a large impact on the persistence of herbicides where the primary breakdown pathway is via microbial degradation. However a key exception is the imidazolinones where the strength of binding is strongly influenced by soil pH. The bioavailability of imidazolinones is increased in higher pH (alkaline) soils and this higher availability in solution also makes imidazolinone herbicides more available for microbial degradation. In low pH (acidic) soils, binding increases thus reducing bioavailability to plants and weeds and also microbes required for breakdown, resulting in increased persistence.

For herbicides that breakdown via hydrolysis reactions, the speed of breakdown is influenced by temperature, moisture and is often highly influenced by pH. The Group C sub-group of triazines and the Group B sub-group of sulfonylureas typically undergo chemical hydrolysis as the primary method of breakdown in neutral or acid soils. However the speed of this reaction decreases (or ceases) as pH increases. Under high pH (alkaline conditions), breakdown then occurs via slower microbial degradation, so hence they persist much longer in alkaline soils.

As a herbicide is broken down, the equilibrium between the herbicide in the soil and the water phase will remain in the same ratio. Typically this means that some of the herbicide bound to the soil particles will be gradually released back into the soil water (desorption) as the herbicide in the water phase is either broken down, lost to leaching or taken up by plants.

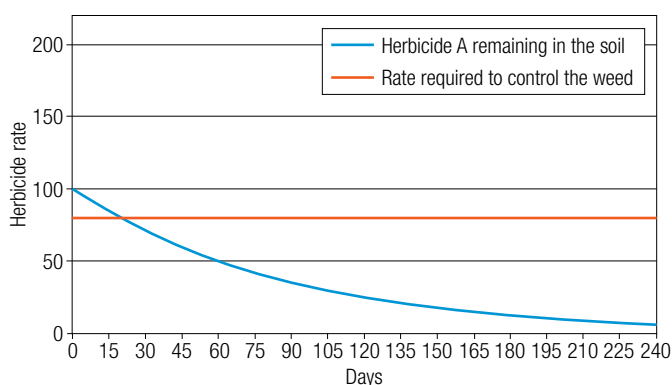
Persistence

How long a herbicide remains in the soil depends upon the soil type (binding), temperature, water, organic matter, speed and type of breakdown and application rate.

The rate of herbicide persistence is usually reported as a DT_{50} value. The DT_{50} value is a half-life, or the days of time that it takes for 50% of the herbicide in the soil to breakdown. The rate of breakdown varies between different soils and environmental conditions, so the DT_{50} is often reported as a range of values, or an average, or both.

In the example following (Figure 4), a moderately persistent theoretical Herbicide A (blue line) has a DT_{50} value of 60 days. As can be seen from the graph, if 100 units are applied then after 60 days, 50 units will be remaining. After a further 60 days, 25 units remain. If it takes 80 units of the herbicide to effectively control the target weed (orange line) it can be seen from the graph that Herbicide A will provide approximately 20 days of residual control before there is insufficient herbicide remaining to provide ongoing control.

Figure 4: Persistence over time of a moderately persistent herbicide ($DT_{50} = 60$ days).



Molecules with a DT_{50} under 30 are often classified in herbicide literature as 'non-persistent' as they tend to breakdown relatively quickly. However, these herbicides classified as 'non-persistent' (DT_{50} less than 30) can still be useful pre-emergent herbicides if applied at a high enough rate to allow them to provide the desired length of residual control.

The graph below includes an example of theoretical Herbicide B - a 'non-persistent' herbicide which has a DT_{50} of 15 days. Should Herbicide B also require 80 units to control the weed, then it is also possible to obtain the same length of effective residual control by applying a higher starting dose (green line). A number of pre-emergent herbicides used in the Australian grains industry achieve their stated level of residual control by utilising this concept of high application rates to counter the rapid breakdown.

Figure 5: Comparison of a short ($DT_{50} = 15$ days) and a moderately persistent herbicide ($DT_{50} = 60$ days) over time.

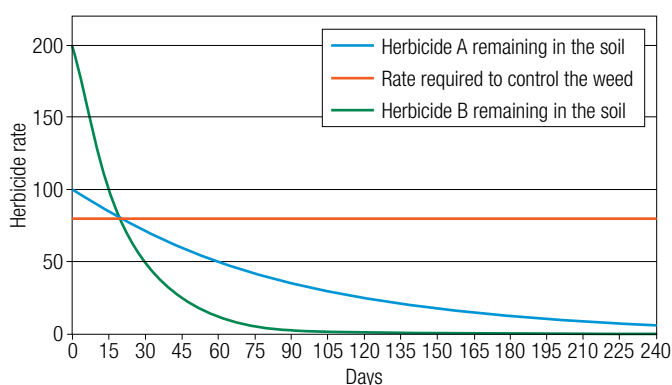


Table 4: Examples of average DT50 values for selected pre-emergent herbicides.

Herbicide	Average K_{oc} value [^]	
dimethenamid-P (Outlook [®])	7 (2-16)	DT ₅₀ 0 to 30 Non-persistent
prosulfocarb (Boxer [®] Gold [®])	10 (7-13)	
metribuzin (Sencor [®])	14-28	
triasulfuron (Logran [®])	19 (3-48)	
s-metolachlor (Dual [®])	21 (11-31)	
pyoxasulfone (Sakura [®])	22 (16-26)	
terbuthylazine (Terbyne [®])	22 (10-36)	
chlorsulfuron (Glean [®])	36 (11-70)	DT ₅₀ 30 to 100 Moderate
clopyralid (Lontrel [®])	40 (12-70) [#]	
tri-allate (Avadex [®])	46 (8-205)	
atrazine (Gesaprim [®])	60 ^{@1} (6-108)	
diuron (various)	89 (20-231)	
simazine (Gesatop [®])	90	
pendimethalin (Stomp [®])	90 (27-186)	
picloram (Tordon [®])	90 (20-300)	DT ₅₀ >100 Persistent
trifluralin (Treflan [®])	170 (35-375)	
diflufenican (Brodal)	180	
imazapic (Flame [®])	232 (31-410)	

[^] (University of Hertfordshire, 2006-2014) The Pesticide Properties DataBase (PPDB) developed by the Agriculture & Environment Research Unit (AERU), University of Hertfordshire. Accessed on 4th August 2014 <http://sitem.herts.ac.uk/aeru/iupac/index.htm>

[#] (Senseman, 2007) Herbicide Handbook (2007) Weed Society of America

^{@1} (USDA Natural Resources Conservation Service) Windows Pesticide Screening Tool

^p DT₅₀ of prosulfocarb. Boxer Gold also contains s-metolachlor

Rotational crop constraints (plantbacks)

By definition, all pre-emergent herbicides, even those classified as non-persistent, usually have some level of plantback constraint to susceptible species.

Products that rely on microbial breakdown for degradation require an environment where soil organisms are active for prolonged periods of time. As a biological process, it takes time with adequate soil moisture and temperature for a microbial population to build – a process that is unlikely to occur under hot, dry soil conditions. Often, the amount of total rainfall is less important to microbial breakdown than how long the topsoil, which contains most of the microbes and herbicide, is moist for.

NSW DPI publications *Weed Control in Summer Crops* (Flemming, McNee, Cook, & Manning, 2012) and *Weed Control in Winter Crops* (Brooke & McMaster, 2014) provide detailed tables of plantback periods for most pre-emergent herbicides used in grains production in Australia. These tables are relevant to NSW soils and may be different for some products in different states.

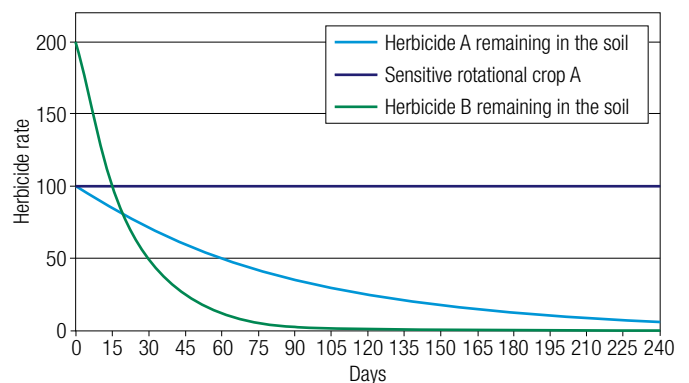
ALWAYS check and follow the rotational crop advice on the product label.

Using the example shown in Figure 5, where the use patterns of Herbicide A and Herbicide B were both established to provide a similar length of residual control of the target weed (~20 days), the safe plantback period to a susceptible rotation crop can vary significantly.

In Figure 6, theoretical rotational crop A can tolerate 100 units of either herbicide (dark blue line). Therefore, as this rate is the starting application rate of Herbicide A, there

is effectively no plantback limitation for this crop at this application rate, despite the Herbicide A being a moderately persistent product. However, in this example it can be seen that there would be a short, 2 to 3 week plantback to Herbicide B, due to the higher initial application rate, despite Herbicide B being the less persistent product.

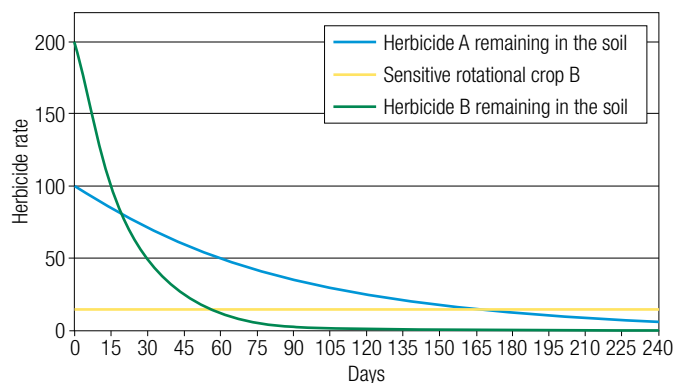
Figure 6: Hypothetical comparison of a short (DT₅₀ = 15 days) and a moderately persistent herbicide (DT₅₀ = 60 days) over time relative to a sensitive rotational crop.



However, for these same two theoretical herbicides used in the figures above, a different outcome may be observed if the rotational crop is highly sensitive. In the Figure 7, sensitive rotational crop B (yellow line) can only tolerate 15 units of either herbicide. This example would indicate that rotational crop B could only be sown approximately 60 days after application of the relatively non-persistent Herbicide B.

However, if the sensitive rotational crop B is to be grown after application of Herbicide A, then a plantback of approximately 170 days would be required, in this example.

Figure 7: Comparison of a short ($DT_{50} = 15$ days) and a moderately persistent herbicide ($DT_{50} = 60$ days) over time relative to a sensitive rotational crop.



Note: These hypothetical examples demonstrate the principle of how application rate, speed of herbicide breakdown and crop/weed sensitivity affects the length of observable symptoms. In practice, different soil types and environmental conditions will vary the speed of breakdown for any herbicide. It is also probable that different species will have different tolerances to each herbicide, unlike the simplified example above.

Any additional stress on germinating weeds or rotational crops will also affect the tolerance of the species to remaining levels of herbicide residue in the soil.

Herbicide manufacturers undertake extensive testing of rotational crops under a range of different environmental conditions and soil types when developing rotational crop recommendations. Always follow the advice on product labels and other supplementary information provided by the manufacturer.

Product labels are designed to cater for typical situations and hence should be followed. However they may not cover all situations and extremes. In borderline situations, the following strategies may provide additional data on which to assess or reduce risk:

- Soil testing may be possible from a laboratory specialising in herbicide residue testing. However this can be time consuming, expensive, and testing may not be available for all molecules. Additionally, test results will only reveal the quantity of herbicide remaining in the soil. If levels of herbicide are detected then this will require interpretation to understand if this level will prevent establishment or healthy growth of the desired crop. Data to help interpret test results is often hard to find.
- A simple bioassay can be conducted whereby seeds of the desired crop are sown into the field a few weeks prior to the desired sowing date and establishment is observed to understand the level of crop injury. This can give a quick indication as to likelihood of any residues affecting emergence; however care must be taken, especially with herbicides that are more mobile and may have moved down the soil profile. In this situation, germination may be unaffected; however severe damage or plant death could still result when the roots of the new crop extend into the residual herbicide layer further down the profile. Also, some herbicides at sub lethal doses may not greatly affect emergence, but may significantly reduce biomass after emergence. As such, emergence tests can provide false confidence.
- For herbicides that are tightly bound to the soil surface, aggressive cultivation prior to sowing of a sensitive crop is recommended on the label of some herbicides and may dilute the remaining herbicide throughout the soil profile, resulting in allow improved crop establishment – however this is a risky process to rely on.
- Switch to a crop variety or crop type that is tolerant to the expected herbicide residue.
- Avoid applications at sowing or early post-emergent from the same herbicide mode of action group that was used in the preceding crop or fallow, as this may ‘top up’ soil residues.
- Use good agronomy to promote early crop health and vigour and avoid using any practice that might add an additional plant stress to the crop.

CROP SAFETY

The safety of grain crops sown pre or post application when using a pre-emergent herbicide is an important consideration.

There are a number of strategies that can help promote acceptable crop tolerance. These include:

Crop tolerance. Some crops are inherently more tolerant to a particular herbicide. Usually this tolerance comes from the crop being able to rapidly detoxify that herbicide. There may also be differences between individual varieties in their ability to detoxify a particular herbicide.

An example is the use of chlorsulfuron in wheat. Wheat can quickly detoxify chlorsulfuron via metabolic processes, however if the crop is not metabolising as it is waterlogged or subject to frost, severe crop symptoms can appear as the crop is unable to detoxify the herbicide fast enough.

In some situations a herbicide safener may be able to be used to further accelerate the crops ability to metabolise the herbicide. A good example of this is the application of Concep® II to sorghum seed to accelerate the metabolism of s-metolachlor.


Some crop varieties have been bred to include tolerance to specific herbicides. An example is Clearfield® varieties which express tolerance to imidazolinone herbicides. This enables the use of the particular herbicide mode of action within those crops than would otherwise be lethal, and also provides rotational options in the event of a previous herbicide residue remaining in the soil at sowing.

Differential placement. If the herbicide has properties that cause it to bind to the soil surface then it may be able to be used in a situation where the crop is sown at a depth

below the herbicide band with the roots of the emerging crop growing in soil below the herbicide band. While this may be an effective strategy for some herbicides, crop injury may still occur in situations where herbicide is moved down into or below the crop seed zone, particularly if heavy rainfall occurs as the first incorporating rainfall. Crop damage is often a function of one or more of the following: shallow seeding depth, herbicide placement in (or non-removal from) the crop row, heavy rain after sowing, soil with low binding characteristics and/or products with high solubility and/or low binding.

Physical removal of herbicide in the furrow. The incorporation by sowing (IBS) technique used in conjunction with knife point seeders can achieve adequate selectivity for some product/crop combinations by physically removing the treated soil directly above the furrow and throwing this into the inter-row - leaving an untreated area through which the crop can emerge. Pay careful attention to seeder set up to ensure that treated soil is not thrown into adjoining crop rows. Press wheels generally help to minimise treated soil from falling back into the furrow. Heavy rainfall after application can still cause problems if treated soil is washed into the furrow.

Regardless of the strategy employed, there may be times when an adverse crop effect still occurs when crop placement and environmental conditions allow some herbicide / crop contact. Frequently situations of crop damage coincide with the emerging crop seedling being under additional stress that slows the rate of metabolism, reducing the crop's ability to detoxify the herbicide. This is often observed in situations of waterlogging or prolonged cold or frost.



Waterlogging in combination with pre-emergent herbicides may sometimes cause crop injury.

IN SUMMARY

To understand how a pre-emergent herbicide will behave in the farming system, agronomists should understand:

- **What weeds are in the paddock and where are the seeds?** Knowing what's in the weed seedbank and where these seeds are located (i.e. mainly on the surface or distributed in the top 10cm) will be important in selection of the herbicide to be used and will assist in setting realistic expectations for control.
- **Is the herbicide subject to volatilisation or photodegradation?** Knowing this will determine the incorporation strategy required to minimise loss to the environment.
- **How soluble is the herbicide?** This will influence how much rain is required for incorporation; how easily it will be taken up by the germinating weed and crop; and susceptibility to moving deeper into the soil profile with soil water (or off-site in runoff), potentially causing crop injury or being lost to leaching.
- **What is the soil type and level of organic matter?** Sandy or low organic matter soils (low CEC) have fewer binding sites. Other factors being equal, more herbicide will be available for crop and weed uptake than in a heavier or higher organic matter soil.
- **How tightly does the herbicide bind to soil and organic matter?** Herbicides that bind tightly generally stay close to where they are applied (unless the soil moves) and will persist for longer.
- **What is the soil pH?** The pH affects how long some herbicides persist for and how available they are for plant uptake and soil binding.
- **How persistent is the herbicide and how does it breakdown?** This will give an indication of the expected length of residual control and plantback constraints to sensitive crops.
- **Rainfall and temperature:** Rainfall after application is important for incorporation and to be available for root uptake. Rainfall and temperature also affect degradation.
- **Application rate:** Choice of application rate will affect the efficacy, length of effective residual and possibly crop selectivity.

KEY RESIDUAL HERBICIDES

Some commonly used pre-emergent herbicides and their chemical properties are discussed in this section. This information assists in understanding why they behave as they do and what considerations are important in their performance as a pre-emergent herbicide.

For herbicides not covered in detail in this section, Table 5 lists the important properties of the majority of pre-emergent herbicides used in Australian grain production². Readers should be able to interpret these properties in relation to the principles outlined in the initial chapters of this manual and therefore understand which drivers are most likely to be important for any particular herbicide and situation.

Unless otherwise stated, values quoted are specific to the active ingredients in the tables below and has been sourced from the Pesticide Properties Database which can be found at <http://sitem.herts.ac.uk/aeru/iupac/index.htm> (University of Hertfordshire, 2006-2014) The Pesticide Properties DataBase (PPDB) developed by the Agriculture & Environment Research Unit (AERU), University of Hertfordshire. Accessed on 4th August 2014.

Group A

Mode of action: Group A herbicides inhibit the acetyl CoA carboxylase (ACCase) enzyme which blocks fatty acid synthesis within the plant. ACCase is most active in meristematic regions of the young plant where new cell growth is occurring. As a result, Group A herbicides are most effective on young weeds. New cell production ceases almost immediately, however it is typically 1-2 weeks before symptoms are visible.

There are three sub-groups of Group A herbicides used in Australian grain production. These are:

- Aryloxyphenoxypropionates (fops),
- Cyclohexanediones (dims), and
- Phenylpyrazolines (dens).

Resistance arising from an altered target site mutation is very common within Group A herbicides and high levels of resistance are common to many grass species within Australia. Multiple different target site mutations and non-target site mechanisms for resistance to Group A herbicides exist. These confer different levels of cross resistance within and between herbicides in the three Group A sub-groups. Incidence of non-target site resistance is present and increasing – particularly for P450 enzyme metabolic resistance mechanisms. Some non-target site resistances also confer resistance to other herbicide mode of action groups.

General Properties: Group A herbicides are primarily taken up by foliar adsorption and are registered for the post-emergent control of grass weeds in a range of crops and situations. They are not generally considered as pre-emergent herbicides. They have been referenced here and in Table 5 as some herbicides from this group do have a level of soil activity, resulting in plantback constraints.

Breakdown of the 'dim' herbicides occurs via microbial degradation and is generally fast, with generally less residual activity than for 'fop' herbicides. Plantback constraints to monocot crops are generally measured in weeks for the 'dime's' but are often poorly defined on product labels, as typical use patterns are early in crop and there has historically been little need to define re-cropping intervals more accurately.

Breakdown of 'fops' typically is a two stage process. Most 'fop's' are applied in the ester form which generally undergoes rapid hydrolysis and conversion to the acid form. Once in the acid form, microbial degradation becomes the primary route. The speed of breakdown varies between different fop herbicides, with some of the longer plantback constraints measured in terms of weeks or months. Conditions that favour good microbial activity, (i.e. warm and moist) will typically lead to the fastest breakdown. Refer to product labels for plantback information to sensitive crops.

GROUP B

Mode of action: Group B herbicides work by inhibiting the acetolactate synthase (ALS) enzyme. ALS is most active in meristematic regions of the plant where new cell growth is occurring, occurring. Group B herbicides are most effective on young weeds. Enzyme inhibition is rapid, usually within hours; however it typically takes 1 to 2 weeks for visual herbicide symptoms to appear.

There are three sub-groups of ALS inhibitors used in Australian grain production:

- Sulfonylureas (SUs);
- Imidazolinones (Imis), and
- Triazolopyrimidine sulfonamides (TPS).

There can be significant differences between selectivity, spectrum of activity and binding sites between the groups. A major practical difference in their environmental availability comes from how soil pH affects persistence.

Resistance arising from an altered target site mutation is very common within Group B herbicides and non-target site metabolic resistance is present and increasing. High levels of resistance are widespread in many weed species within Australia.

General properties: Most Group B herbicides have high solubility and are weak acids, and are systemic within the xylem and phloem once inside the plant. Most can enter the plant via foliar uptake so are suited to post-emergent use. However, a number of molecules from within this group also have soil residual activity, with substantial uptake via root absorption.

Most ALS inhibitor herbicides have broad-spectrum activity on dicots. Activity on monocots varies between individual herbicides, depending on the ability of the monocot species to rapidly metabolise the specific herbicide.

The persistence of different members of this herbicide group varies considerably and this differential persistence,

² Several herbicides covered in Table 5 were included as their registered label contains plantback constraints to rotational crops, even though some of these products are generally not considered to provide substantial residual activity on weeds.

combined with differential monocot selectivity, has seen many different Group B herbicides commercialised within the Australian grains industry.

For many of the sulfonylureas, hydrolysis is the primary breakdown mechanism. This can be relatively fast or quite slow, depending upon the individual compound. However, as the soil pH becomes alkaline this reaction slows, or stops, and then slow microbial degradation becomes the primary method of breakdown. For this reason, many sulfonylureas persist much longer in alkaline soils, where hydrolysis is very slow or does not occur.

With imidazolinone herbicides, microbial breakdown is the primary route of degradation and is typically very slow for most imidazolinones. Persistence in the soil increases with lower soil pH (acidic soils) as binding increases, making the herbicide less available for microbial breakdown.

Breakdown of triazolopyrimidine sulfonamides occurs via microbial degradation and can be quite fast for some molecules and moderate for others. This sub-group are generally less sensitive to soil pH than the other groups of ALS herbicides.

Sulfonylureas

Chlorsulfuron

Getting to the soil			When in the soil		
Solubility (mg/L)	12 500	High	Binding (Koc)	40 ^{@1}	Mobile
Volatility (mPa)	3.07 x 10 ⁻⁶	Non-volatile	Half-life (DT ₅₀)	11-70 (av. 36)	Moderately persistent
Photodegradation	Negligible		Mobility	Mobile in the soil Potential to leach, especially at higher pH	
Breakdown	Hydrolysis cleaves the sulfonylurea bridge with the speed of breakdown increasing with lower soil pH. Microbial breakdown is slow.				

@1 (USDA Natural Resources Conservation Service)

Practical considerations:

- With volatility and photodegradation both being low, the herbicide will not breakdown rapidly on the soil surface after application.
- Solubility is high and binding to organic matter is low, assisting rainfall to wash herbicide off the stubble.
- This also means the compound is freely available for root uptake and translocation once in the soil, however there is potential for leaching down the profile following large rainfall events, particularly in alkaline soils. If applied to dry soil without mechanical incorporation and followed by a significant rainfall event during emergence, there is potential for it to move down the profile and damage germinating crops.
- Speed of breakdown depends on soil pH and moisture content. Plantback to sensitive crops can be very long in alkaline soils, especially under dry summer conditions. Observe label constraints for time and rainfall requirements.

Metsulfuron

Getting to the soil			When in the soil		
Solubility (mg/L)	2 790	High	Binding (Koc)	35 ^{@1}	Mobile
Volatility (mPa)	1.1 x 10 ⁻⁷	Non-volatile	Half-life (DT ₅₀)	4 – 15 (av. 10)	Non-persistent
Photodegradation	Negligible		Mobility	Mobile within the soil however rapidly breaks down.	
Breakdown	Non-microbial hydrolysis occurs relatively rapidly, particularly at lower soil pH and higher soil moisture and temperature.				

@1 (USDA Natural Resources Conservation Service)

Practical considerations:

- With volatility and photodegradation both being low, the herbicide will not breakdown rapidly on the soil surface after application.
- Solubility is high and binding to soil is low so will be freely available in the soil. However as soil persistence is typically quite short, root uptake is not a primary source of activity of metsulfuron.
- Due to rapid hydrolysis, plantback constraints are often less than some other sulfonylureas.

Sulfosulfuron

Getting to the soil			When in the soil		
Solubility (mg/L)	1627	High	Binding (Koc)	33	Mobile
Volatility (mPa)	3.05×10^{-5}	Non-volatile	Half-life (DT ₅₀)	11-47 (av.24)	Non-persistent
Photodegradation	Can be significant		Mobility	High solubility and low binding means sulfosulfuron will be freely available in the soil water	
Breakdown	Hydrolysis is the major breakdown pathway in low pH soils and can be relatively rapid. In alkaline soils, breakdown via hydrolysis is slow, with microbial degradation becoming significant at higher pH levels.				

Practical considerations:

- Losses to volatility are insignificant; however loss to photodegradation can be significant if there is an extended period before incorporation. Labels recommend incorporation by sowing into moist soil when being used as a pre-emergent application. If tank mixing with tri-allate or trifluralin then follow label recommendations for those herbicides.
- Solubility is high and binding to organic matter is low, assisting rainfall to wash herbicide off the stubble.
- This also means the compound is freely available for root uptake and translocation once in the soil, however there is potential for leaching down the profile following large rainfall events. If applied to dry soil without mechanical incorporation, and followed by a significant rainfall event during emergence, there is potential to move down the profile and damage germinating crops.
- Speed of breakdown depends on soil pH and moisture content. Plantback to sensitive crops can be very long in alkaline soils, especially under dry summer conditions. Observe label constraints for time and rainfall requirements.

Triasulfuron

Getting to the soil			When in the soil		
Solubility (mg/L)	815	High	Binding (Koc)	60	Mobile
Volatility (mPa)	0.0021	Non-volatile	Half-life (DT ₅₀)	3-48 (av. 19)	Non-persistent
Photodegradation	Insignificant		Mobility	Highly solubility and low binding increases availability in the soil water	
Breakdown	Hydrolysis is the major breakdown pathway in neutral and low pH soils. In alkaline soils, breakdown via hydrolysis is very slow and at high pH levels, slow microbial degradation becomes the primary route of dissipation.				

Practical considerations:

- With volatility and photodegradation both being low, the herbicide will not breakdown rapidly on the soil surface after application.
- Solubility is high and binding to organic matter is low, so will be readily washed off stubble following rainfall.
- This also means the herbicide is freely available for root uptake and translocation once in the soil, however there is potential for leaching down the profile following large rainfall events. If applied to dry soil without mechanical incorporation and followed by a significant rainfall event during emergence, there is the potential to move down the profile and damage germinating crops.
- Speed of breakdown depends on soil pH and moisture content. Plantback to sensitive crops can be very long in alkaline soils, especially under dry summer conditions. Observe label constraints for time and rainfall requirements.

Imidazolinones

Imazapic

Getting to the soil			When in the soil		
Solubility (mg/L)	2 230	High	Binding (Koc)	137	Moderately mobile
Volatility (mPa)	0.01	Non-volatile	Half-life (DT ₅₀)	31-410 (av. 232)	Persistent
Photodegradation	Negligible		Mobility	Moderate due to high solubility and only moderate binding	
Breakdown	Predominantly microbial				

Practical considerations:

- With volatility and photodegradation both being low, the herbicide will not breakdown rapidly on the soil surface after application.
- High solubility and only moderate binding allows for the herbicide to be readily washed off stubble and incorporated with rainfall.
- Moderate binding prevents excessive losses via leaching. Binding increases at lower soil pH.
- Very persistent due to slow microbial breakdown, especially under conditions of low soil pH and low soil moisture. Substantial plantback constraints exist. Observe label constraints for pH, time and rainfall requirements.

Imazethapyr

Getting to the soil			When in the soil		
Solubility (mg/L)	1 400	High	Binding (Koc)	52	Mobile
Volatility (mPa)	1.3×10^{-2}	Non-volatile	Half-life (DT ₅₀)	51	Moderate persistence
Photodegradation	Negligible		Mobility	Mobile in the soil water	
Breakdown	Predominantly microbial				

Practical considerations:

- With volatility and photodegradation both being low, the herbicide will not breakdown rapidly on the soil surface after application.
- Imazethapyr has post-emergent and pre-emergent activity. Once in the plant it is readily translocated.
- Low binding in neutral and alkaline soils means the herbicide is likely to be freely available in soil water in many soils. Binding increases in soils with higher organic matter and soils where pH is below 6.5.
- Persistence is moderate, however it can be quite long under conditions of low soil pH and low soil moisture, where binding increases and microbial activity is reduced. Substantial plantback constraints to susceptible crops exist. Observe label constraints for pH, time and rainfall requirements.
- Crop selectivity comes from rapid metabolism in tolerant plants.

Triazolopyrimidine sulfonalides

Flumetsulam

Getting to the soil			When in the soil		
Solubility (mg/L)	5 560	High	Binding (Koc)	28	Mobile
Volatility (mPa)	3.7×10^{-7}	Non-volatile	Half-life (DT ₅₀)	45	Moderate persistence
Photodegradation	Negligible		Mobility	Mobile in the soil water	
Breakdown	Predominantly microbial				

Practical considerations:

- Flumetsulam is primary used for post-emergent application in Australia however in other countries it is primarily used as a pre-emergent herbicide.
- High solubility; easily taken up by roots and translocated within the plant.
- Crop selectivity comes from rapid metabolism in tolerant plants.
- Moderate persistence leads to plantback constraints (see label for details). Application rate will affect length of crop rotation restrictions in some situations. Breakdown will be fastest in soils with good microbial activity i.e. warm, moist soils.

GROUP C

Mode of action: Group C herbicides work by inhibiting photosynthesis by binding at the photosystem II complex.

There are many sub-classes of Group C mode of action. The sub-classes of primary importance for pre-emergent use in Australian broadacre agriculture include:

- Triazines (e.g. atrazine, prometryn, simazine, terbutylazine)
- Triazinones (e.g. metribuzin), and
- Ureas (e.g. diuron, fluometuron).

Group C resistant wild radish, ryegrass, barnyard grass and liverseed grass have been identified in Australia, however, as of 2014 they are typically infrequent and the extent of the spread of resistant populations has not developed as fast as it has to other modes of action.

General properties: Many Group C herbicides can be taken up by the plant either by root or foliar uptake however some (e.g. simazine) are primarily root uptake only.

Solubility of the triazines is typically low; therefore very good soil moisture is usually required for effective root uptake from pre-emergent applications. When applied as a post-emergent foliar application there is little movement via the phloem outside of the treated leaf. Additional herbicide reaching the soil following a post-emergent application may be taken up by roots and transported within the xylem.

The triazinone herbicide metribuzin has high solubility so therefore is more easily taken up by plant roots and readily translocated.

Microbial breakdown occurs across the sub classes of Group C chemistry; however this is typically slow, especially under cool or dry conditions that do not encourage microbial populations.

For the triazine group, breakdown via hydrolysis also occurs. This breakdown path is much faster than microbial degradation and becomes the primary pathway on acidic and neutral soils. As soil pH increases, hydrolysis slows or stops, which then leaves slow microbial degradation as the primary method of breakdown. This leads to increased persistence of triazines on alkaline soils.

Where there has been long term, repeated use of triazine herbicides, and especially in situations where there is good soil organic matter, a process of 'enhanced microbial breakdown' can occur. Enhanced microbial breakdown occurs where there is a build-up of soil microflora with an enhanced capability to detoxify the herbicide. While this is more common in parts of the world with higher levels of soil organic matter than is typical in Australia, enhanced microbial degradation of triazines has been reported from multiple locations in Australia.

Differential selectivity between species is due to rapid detoxification. For example, some crops such as sorghum and maize are able to rapidly metabolise some triazine herbicides.

Triazines

Atrazine

Getting to the soil			When in the soil		
Solubility (mg/L)	35	Low	Binding (Koc)	100	Moderately mobile
Volatility (mPa)	0.039	Non-volatile	Half-life (DT ₅₀)	6 - 108 (av. 60 ^{@1})	Moderately persistent
Photodegradation	Can be moderate, especially where not incorporated by rainfall		Mobility	Can leach under high rainfall due to only moderate binding	
Breakdown	Microbial degradation is significant but typically slow. Under repeated applications microbial degradation has been shown to be accelerated. Hydrolysis is the primary breakdown pathway at soil pH below 6.5, however is slow at soil pH above 7.5				

@1 (USDA Natural Resources Conservation Service)

Practical considerations:

- Unlikely to be lost via volatilisation after application. Losses to photodegradation can occur if not incorporated, especially if conditions remain dry after application.
- Low solubility means that substantial rainfall will be required to move herbicide off stubble and into the soil. Adequate rainfall will be required to wet the top 5cm of soil to incorporate the herbicide. If rainfall or irrigation is not expected then mechanical incorporation should be considered within a few days following application.
- Low solubility means that on-going good soil moisture is required for uptake by plant roots. Under dry conditions weed control is likely to be reduced.
- Soil binding is moderate however can be weak, especially on sandy soils, soils with low organic matter or alkaline soils, which can lead to herbicide moving down the profile with substantial rainfall events and may move to below the root zone of the weeds.
- Moderately persistent, with persistence increasing under conditions of high soil pH and low soil moisture. Application rates are typically high, so substantial plantback constraints are likely to exist for sensitive crops.
- Enhanced microbial degradation has been shown to occur where regular herbicide application occurs on the same soil.
- Has both root and shoot uptake, however translocation only occurs in an upward direction.

Simazine

Getting to the soil			When in the soil		
Solubility (mg/L)	5	Low	Binding (Koc)	130	Moderately mobile
Volatility (mPa)	0.00081	Non-volatile	Half-life (DT ₅₀)	90	Moderately persistent
Photodegradation	Can degrade, especially if conditions are dry after application		Mobility	Moderate binding reduces availability however can be mobile in sandy or low organic matter soils	
Breakdown	Slow microbial degradation is the primary pathway in high pH soils. In neutral to acid soils breakdown by non-microbial hydrolysis is more rapid than microbial breakdown.				

Practical considerations:

- Very low solubility and the possibility of photodegradation requires good rainfall after application to achieve suitable incorporation for good weed control.
- Low solubility means good soil moisture is required when weeds are germinating to achieve consistent weed control.
- Less binding in sandy or low organic matter soils may lead to more availability of the herbicide, possibly increasing crop injury to susceptible crops grown on these soils.
- Persistence leads to plantback constraints, particularly in alkaline soils where the speed of hydrolysis is substantially reduced.
- Uptake is primarily via the roots, with negligible foliar uptake.

Terbuthylazine

Getting to the soil			When in the soil		
Solubility (mg/L)	7	Low	Binding (Koc)	230 ^{@1}	Moderately mobile
Volatility (mPa)	0.12	Non-volatile	Half-life (DT ₅₀)	10-36 (av. 22)	Non-persistent
Photodegradation	Limited, although may occur where not incorporated by rainfall		Mobility	Moderate binding and low solubility reduces mobility and leaching	
Breakdown	Hydrolysis is the primary pathway in acidic soils. Slow microbial degradation is the primary pathway in alkaline soils.				

@1 (USDA Natural Resources Conservation Service)

Practical considerations:

- Unlikely to be lost via volatilisation after application unless soil remains dry for a number of weeks. Can be subject to photodegradation when applied to warm, dry soils without incorporation.
- Very low solubility means that substantial rainfall will be required to move herbicide off stubble and into the soil and adequate rainfall will be required to wet the top 5cm of soil to incorporate the herbicide.
- Very low solubility means that good soil moisture is required to permit uptake by plant roots. Under dry conditions weed control is likely to be reduced.
- Soil binding is stronger than atrazine and solubility lower, which is likely to keep the product closer to the soil surface and less likely to leach down the profile. However if heavy rainfall occurs on lighter/sandy soils, then herbicide could still move into the root zone of germinating crops and resulting damage may occur. Stronger soil binding means that terbuthylazine may provide more consistent control of shallow or surface germinating weeds compared to atrazine and may also provide additional safety of deeper sown crops.
- The soil persistence of terbuthylazine is typically less than for some other triazines, however can be greatly extended on some soil types. Where dry conditions are experienced following application, plantbacks may need to be extended.

Triazinones

Metribuzin

Getting to the soil			When in the soil		
Solubility (mg/L)	1165	High	Binding (Koc)	60 ^①	Mobile
Volatility (mPa)	0.121	Non-volatile	Half-life (DT ₅₀)	19	Non-persistent
Photodegradation	Insignificant		Mobility	Binds tighter to organic matter than soil. Binding decreases in alkaline soils.	
Breakdown	Microbial breakdown in the soil is the primary pathway				

① (USDA Natural Resources Conservation Service)

Practical considerations:

- Unlikely to be significantly lost via volatilisation or photodegradation after application before suitable incorporation by rainfall.
- High solubility and low binding allows metribuzin to be mobile in the soil water phase.
- Availability in the soil is influenced by soil type, pH, organic matter and climate. Metribuzin will be most available (for both plant uptake and leaching) in sandy soils, alkaline soils and low organic matter soils. Label constraints may limit application in these situations and/or recommend lower application rates, so as to minimise crop injury from pre-emergent applications.
- Breakdown is typically relatively fast, however will be slowest in cool, dry conditions. Relatively short persistence does not normally influence the choice of crop the following year after application.

Ureas

Diuron

Getting to the soil			When in the soil		
Solubility (mg/L)	36	Low	Binding (Koc)	813	Slightly mobile
Volatility (mPa)	1.15×10^{-3}	Non-volatile	Half-life (DT ₅₀)	20-231 (av. 89)	Moderately persistent
Photodegradation	Limited, although may occur where not incorporated by rainfall		Mobility	Significant binding and low solubility reduces mobility and leaching in clay/high OM soils	
Breakdown	Microbial degradation is the primary breakdown pathway. Hydrolysis is insignificant				

Practical considerations:

- Unlikely to be lost via volatilisation after application unless soil remains dry for a number of weeks however some photodegradation may occur in this situation.
- Low solubility means that substantial rainfall will be required to move herbicide into the soil and adequate rainfall will be required to wet the top 5cm of soil to incorporate the herbicide.
- Relatively tight binding to organic matter may tie up a significant portion of applied herbicide under high stubble loads.
- Low solubility means that good soil moisture is required to permit uptake by plant roots. Under dry conditions, weed control is likely to be reduced.
- Primarily taken up by root absorption. Foliar uptake is less significant.
- Soil binding varies with soil type, in particular in relation to the clay and organic matter levels of the soil. In low clay / low organic matter soils, diuron may be loosely bound and hence subject to movement down the profile with heavy rainfall, with increased potential for crop injury.
- Soil persistence is relatively high and significant plantback requirements result.

GROUP D

Mode of action: Group D herbicides bind to the major microtubule protein tubulin, which causes a loss of microtubule structure and inhibits mitosis. Often this can be observed as swelling/clubbing of the roots tips as cells cannot divide or elongate.

Within Group D, there are four sub-classes registered for use in Australia however the primary class used in broadacre agriculture is the dinitroanilines (DNA's) e.g. pendimethalin, trifluralin.

Resistance to trifluralin is widespread in ryegrass throughout many states within Australia.

General properties: DNA herbicides characteristically have higher volatility, particularly on wet soils, and may also be subjected to photodegradation, particularly under warm conditions. Incorporation or soil coverage is recommended to minimise herbicide loss.

Use patterns developed in the 1970's & 1980's relied on full mechanical incorporation – often with multiple passes. However, in more recent times, Australian use patterns have been developed enabling use of DNA herbicides in reduced and no-till farming.

For example, trifluralin can be applied immediately in front of the seeder, using this method to incorporate the herbicide and sow the crop in the one pass. The 'incorporate by sowing' technique (IBS) uses knife point seeders set up to throw soil into the inter-row to cover the herbicide and reduce volatilisation losses. This also removes treated soil from above the crop row, which increases crop selectivity, enabling higher rates than could have been used in the 'old' full incorporation use pattern. These higher application rates also provide some compensation for volatility losses from less than ideal incorporation and tie up on stubble. In no-till systems where most weed seed is on or near the soil surface, the levels of weed control achieved from a well-executed high rate IBS system can be higher than that achieved in the older 'lower rate – full incorporation' system where weed seed and herbicide were diluted by mixing through the surface zone.

DNA herbicides typically have very low solubility and very strong binding to soil and organic matter. This can result in excessive 'tie up' on stubble or plant material present at application which is then lost as rainfall will not be able to wash it off the organic matter. The lipophilic nature, very low solubility and strong binding does not favour root uptake from herbicide available in the soil moisture. Primary entry into the germinating seedling comes via gaseous absorption through the roots and absorption through the coleoptile node and hypocotyl upon contact with the band of herbicide.

Microbial degradation is the primary breakdown route; however persistence is generally long, often resulting in rotational crop limitations.

Crop selectivity and DNA herbicides

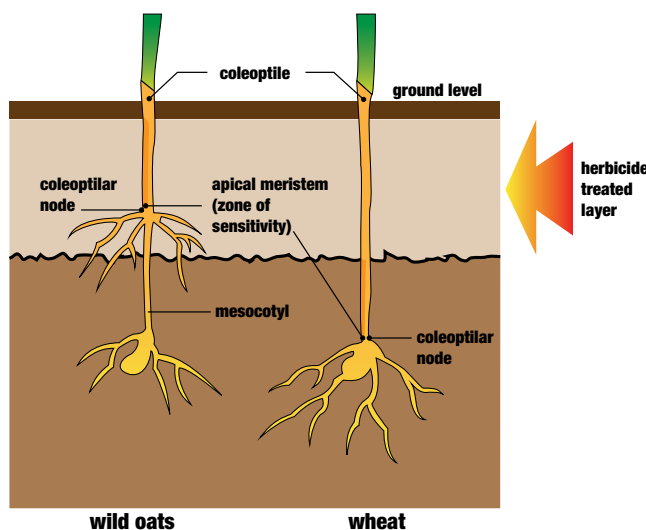
Herbicide selectivity comes from species tolerance (many broad-leafed crops are more tolerant) and spatial separation of sensitive crop species (e.g. wheat, barley) from the herbicide by using techniques such as sowing below the treated band and, with 'incorporate by sowing' applications, stripping away treated soil from above the sowing row.

For many grass weeds, and cereal crops such as oats, maize and sorghum, the mesocotyl elongates during germination and this pushes the coleoptile node, from which the secondary roots grow, towards the surface (see Figure 8). In DNA susceptible species, having the secondary roots and the coleoptile node and mesocotyl (areas sensitive to DNA herbicide uptake) closer to the herbicide band increases availability for uptake by the germinating seedling.

In wheat and barley, the coleoptile node (and therefore primary and secondary root development) stays much closer to the seed, allowing for greater separation between the herbicide and the roots, coleoptile node and mesocotyl which are sensitive to DNA herbicide uptake.

In zero till farming systems when using IBS application with knife points, the herbicide band is kept very close to the soil surface, maximising spatial separation of wheat and barley. This allows for increased application rates to be used.

Figure 8: Different growth patterns in wild oats and wheat contribute to selectivity.



SOURCE: Adapted from (Hall, 1999)

Where wheat or barley are to be sown following a pre-emergent DNA herbicide application, seeder set-up and operational speed needs to be carefully maintained and balanced with soil conditions and sowing boot design. Seeding equipment must provide adequate separation between the treated soil and cereal crop. Well set up equipment provides sufficient soil movement to cover the inter-row area to reduce volatility losses, while not throwing soil too far and into the furrow of the adjoining crop row. Tyned implements are far better at meeting these requirements than many disc seeders, a requirement that is often reflected on product labels for the IBS technique. Press wheels help prevent treated soil from falling back into the furrow.

While DNA herbicides are tightly bound to the soil, should a significant rainfall event occur as the first incorporating rainfall, there is a risk that soil with bound herbicide can be washed into the sowing furrow and cause damage to the emerging cereal crop.

Pendimethalin

Getting to the soil			When in the soil		
Solubility (mg/L)	0.33	Low	Binding (Koc)	17 581	Non-mobile
Volatility (mPa)	1.94	Volatile	Half-life (DT ₅₀)	27-186 (av. 90)	Moderate persistence
Photodegradation	Can be subject to photodegradation if not incorporated		Mobility	Binds tightly to soil and organic matter	
Breakdown	Microbial breakdown				

Practical considerations:

- Can be subjected to losses from volatility and photodegradation. Follow label recommendations for incorporation instructions.
- Can be tied up on stubble or plant material present (e.g. weeds) during application.
- Once incorporated in the soil pendimethalin will remain bound near the surface and provide extended control.
- Rotational crop constraints apply. Follow label directions. Full cultivation to 15cm depth will assist in diluting residues through the soil profile.

Trifluralin

Getting to the soil			When in the soil		
Solubility (mg/L)	0.22	Low	Binding (Koc)	15 880	Non-mobile
Volatility (mPa)	9.5	Volatile	Half-life (DT ₅₀)	35-375 (av. 170)	Persistent
Photodegradation	Can be subject to photodegradation if not incorporated		Mobility	Binds tightly to soil and organic matter	
Breakdown	Microbial breakdown				

Practical considerations:

- Can be subjected to losses from volatility and photodegradation. Follow label recommendations for incorporation instructions.
- Can be tied up on stubble or plant material present (e.g. weeds) during application.
- Once incorporated in the soil trifluralin will remain bound near the surface and provide extended control.
- Microbial degradation is slow, especially under cool, dry conditions. Rotational crop constraints apply. Follow label directions.
- When using cultivation for incorporation, avoid cereal varieties with short coleoptiles or seed treatments that shorten the coleoptile and ensure seeds are sown below the herbicide band.

GROUP F

Mode of action: Group F herbicides cause inhibition of the phytoene desaturase enzyme (PDS inhibitors) within the chloroplasts. This prevents carotenoid synthesis which is ultimately displayed as the characteristic bleaching effects typical of this mode of action. Group F herbicides are typically effective via foliar application. However some may also demonstrate 'pre-emergent' activity when the shoots of germinating weeds come into contact with herbicide on the soil, under conditions that permit the herbicide to move to the meristematic regions of plants where chloroplast production is occurring. Where control is achieved as a pre-emergent application, germinating weeds stop growing within days, may appear bleached before tissue necrosis, eventually leading to plant death.

The pyridazinone sub-class contains the horticultural herbicide norflurazon (not covered in this manual). The pyridinecarboxamide³ sub-class contains picolinafen and diflufenican which can persist in the soil. Diflufenican may provide some limited activity on germinating weeds under certain conditions.

Resistance to this mode of action has been confirmed in Indian hedge mustard and wild radish.

Diflufenican

Getting to the soil			When in the soil		
Solubility (mg/L)	0.05	Low	Binding (Koc)	1622-2369 [#]	Slightly-mobile
Volatility (mPa)	4.25 x 10 ⁻³	Non-volatile	Half-life (DT ₅₀)	180	Persistent
Photodegradation	Insignificant		Mobility	Binds tightly to soil surface	
Breakdown	Metabolic degradation is slow				

[#] (Senseman, 2007)

Practical considerations:

- Tight binding and very low solubility sees the herbicide binding tightly to the soil surface.
- Rapid metabolism by cereals allows for crop selectivity when applied as a post-emergent application.
- Where registered, selectivity to legume and pulse crops comes from delaying application until seedlings are established and from sowing depth i.e. having roots established below the main herbicide band (see label for details). Some temporary crop effect may be observed from the over-the-top application, especially if the crop is under additional stress from other factors that may reduce the speed of metabolism.
- The low solubility means that translocation within the plant is minimal. For post-emergent application this means excellent spray coverage is required against small weeds. Tolerance increases rapidly with plant age.
- For pre-emergent activity, good soil moisture is required for consistent results. Pre-emergent weed control is achieved primarily by uptake via the shoot of the germinating weed moving through the treated soil. Weeds germinating from below the herbicide band on the soil surface may escape control.
- As the herbicide is tightly bound to the soil surface, thorough cultivation prior to sowing rotational crops is likely to dilute residues further by mixing soil through the profile.

³ Prior to 2014, CropLife Australia classified picolinafen in a picolinamide sub-class and diflufenican in a nicotinamide sub-class. From 2014, these actives have been combined into the pyridinecarboxamide sub-class of Group F.

GROUP H

Mode of action: Group H herbicides inhibit the enzyme 4-hydroxyphenylpyruvate dioxygenase (HPPD) which ultimately prevents the formation of carotenoids, which protect chlorophyll in plants from being destroyed by sunlight. Hence plants appear bleached before plant death.

There are two main sub-classes of HPPD inhibitors used in Australia.

- Pyrazoles include the cereal post-emergent herbicide pyrasulfotole and the rice herbicide benzofenap and
- Isoxazoles e.g. isoxaflutole.

Group H chemistry was first commercialised in the early 1980's. To date, no herbicide resistance has been detected in Australia; however resistance has been confirmed in the USA.

Pyrasulfotole

Getting to the soil			When in the soil		
Solubility (mg/L)	69 100	High	Binding (Koc)	26-715 (av. 368)	Moderate mobility
Volatility (mPa)	2.7×10^{-4}	Non-volatile	Half-life (DT ₅₀)	55	Moderate persistence
Photodegradation	Stable on the soil surface. Rainfall required to incorporate into the soil		Mobility	Likely to be mobile in some soils	
Breakdown	Primarily microbial degradation. Dry conditions may extend re-cropping intervals.				

Practical considerations:

- The properties of pyrasulfotole allow it to be used as a foliar post-emergent application with little observed activity as a pre-emergent herbicide. However, soil persistence does occur and rotational crop constraints do exist.
- Pyrasulfotole is very soluble. Soil binding is variable, largely depending upon pH. These factors are likely to see pyrasulfotole be mobile in the soil water in some soils.
- Breakdown will be influenced by application rate, rainfall and soil pH (faster on acidic soils). Extended dry conditions may increase plantback periods.

Isoxaflutole

Getting to the soil			When in the soil		
Solubility (mg/L)	6.2	Low	Binding (Koc)	145	Moderate mobility
Volatility (mPa)	1×10^{-3}	Non-volatile	Half-life (DT ₅₀)	1.3'	See below
Photodegradation	Stable on the soil surface. Rainfall required to incorporate into the soil		Mobility	Potential to be mobile in the soil on sandy or gravel soils	
Breakdown	Chemical hydrolysis and microbial degradation. Breakdown is faster under warmer temperatures and higher pH!				

! (Bayer CropScience, 2011)

Practical considerations:

- Solid isoxaflutole remains stable on the soil surface. Isoxaflutole has very low solubility however following rainfall, some will dissolve off the solid material and go into solution. In soil solution, isoxaflutole has a very short half-life of less than 2 days, being broken down to diketonitrile (DKN) which is the herbicidal active compound.
- While the persistence of DKN is also relatively short, the extended residual control comes from more herbicide dissolving off the solid isoxaflutole after each rainfall event.
- DKN in the soil is broken down by microbial activity. Breakdown occurs faster under higher temperatures and higher soil pH.
- Crop selectivity in chickpeas results from a combination of sowing depth to provide adequate spatial separation between the herbicide and the root zone, and species tolerance that allows for rapid detoxification of the DKN. Some varieties, such as Yorker[®], are more susceptible and hence application is not recommended on this variety.
- Binding to soil and organic matter is moderate and solubility is very low, so movement down the profile is not common. However, in situations where a large rainfall event occurs following a dry period, it is possible to see herbicide residues move further down the profile and potentially into the root zone which may affect the crop, especially on sandy or gravel soils.
- Rotational constraints exists for some situations (refer to label). In addition to time, there is also a rainfall requirement as extended dry periods will not allow isoxaflutole breakdown.

GROUP I

Mode of action: Group I contains the synthetic auxin herbicides. When introduced into the plant they cause uncontrolled and abnormal cell division and growth, leading to cell destruction; or may inhibit cell division, particularly in the meristematic regions of the plant. Typical symptoms include twisting of new growth, before plant necrosis.

There are four sub-classes of Group I herbicides registered in Australia:

- Phenoxy carboxylic acids (e.g. 2,4-D, MCPA)
- Benzoic acids (e.g. dicamba)
- Pyridine carboxylic acids (e.g. aminopyralid, clopyralid, fluroxypyr, triclopyr, picloram), and
- Quinoline carboxylic acids (e.g. quinclorac).

Phenoxy and benzoic acids have short persistence and while there are short plantback constraints, do not have any significant pre-emergent activity in grain crops at registered use rates. Some compounds have short rotational crop constraints, measured in days to weeks (these groups are not covered in this manual). Quinclorac is only registered for use in turf situations (also not covered in this manual).

Despite widespread use in Australia since the 1960's, resistance to this mode of action has been limited until

relatively recently. Confirmed resistance exists in the phenoxy sub-class and only in Indian hedge mustard and wild radish. The number of wild radish populations with resistance to Group I and resistance to other multiple modes of action is increasing rapidly, and posing a significant and major weed threat to crop production.

General properties of the pyridine carboxylic acids:

The pyridine herbicides are typically suited to foliar uptake as the primary pathway into the plant. However most compounds have high solubility and relatively low binding, permitting root uptake.

Persistence is typically moderate for many of the pyridines. However rotational crop constraints can be significant, especially at higher application rates and under conditions that do not favour microbial breakdown. Warm, moist conditions provide for fastest breakdown. For very loosely bound compounds, leaching can also be significant.

The main exception from this group is fluroxypyr which has very low solubility, tight binding and very short persistence. Therefore it has very minimal soil activity with minimal rotational crop constraints.

Clopyralid

Getting to the soil			When in the soil		
Solubility (mg/L)	143 000	High	Binding (Koc)	5	Very mobile
Volatility (mPa)	1.36	Volatile	Half-life (DT ₅₀)	12-70 (av. 40) [#]	Moderate persistence
Photodegradation	Negligible		Mobility	Potential to move with soil water	
Breakdown	Microbial breakdown is significant				

(Senseman, 2007)

Practical considerations:

- Very high solubility and very low binding allows in the compound to be freely available in the soil water phase, however there is some increased binding over time.
- High bioavailability (potential to move with soil moisture) and low level volatility is likely to make soil activity unreliable.
- Persistence can be moderate, especially in situations that do not favour microbial degradation (i.e. dry summers) and crop rotation restrictions can occur, especially after higher application rates. Follow label details for plantback considerations.

Fluroxypyr

Getting to the soil			When in the soil		
Solubility (mg/L)	0.1	Low	Binding (Koc)	19 550	Non-mobile
Volatility (mPa)	0.01	Non-volatile	Half-life (DT ₅₀)	3	Non-persistent
Photodegradation	Not significant		Mobility	Non-mobile. Binds tightly.	
Breakdown	Relatively fast microbial degradation				

Practical considerations:

- Fluroxypyr is included here to highlight that it is very different to the other pyridine herbicides.
- Fluroxypyr has very low solubility, very tight binding and fast microbial breakdown resulting in minimal pre-emergent activity.

Picloram

Getting to the soil			When in the soil		
Solubility (mg/L)	560	High	Binding (Koc)	13 ^{@1}	Very mobile
Volatility (mPa)	8 x 10 ⁻⁵	Non-volatile	Half-life (DT ₅₀)	20-300 (av. 90) [#]	Moderate persistence
Photodegradation	Can be significant if applied to dry soil surface		Mobility	Potential to leach, especially in sandy or low organic matter soils	
Breakdown	Photolysis and leaching can be significant pathways for loss. Slow microbial degradation. Fastest under warm moist conditions.				

(Senseman, 2007)

@1 (USDA Natural Resources Conservation Service)

Practical considerations:

- Picloram is an effective herbicide when applied via foliar application, however can also be a useful pre-emergent herbicide on some weeds
- Photodegradation can occur if applications are made to dry soil and incorporation by rainfall or cultivation does not occur for a number of weeks.
- High solubility and low binding allows easy incorporation by rainfall; however this also sees the compound freely available in the soil water with potential to leach below the root zone in high rainfall situations, especially on sandy, low organic matter soils. Heavier soils with higher clay content and soils with higher organic matter will show some increase in binding.
- Persistence is typically moderate to long, however in situations where the climate is cool and dry, persistence can be substantially increased, particularly at higher application rates.

GROUP J

Mode of action: Herbicides with the Group J mode of action inhibit fat synthesis within the plant, which affects waxy cuticle formation which is important in preventing water loss from the cells. Cell elongation and division is also thought to be impaired.

There are four sub-classes of Group J herbicides registered in Australia, however only the thiocarbamate sub-class (e.g. prosulfocarb, tri-allate) are utilised in Australian grains production.

At present there are only low levels of resistance to the Group J mode of action in Australia.

General properties: The low solubility of these compounds limits translocation within the plant. For root uptake, very good soil moisture is required. Coleoptile uptake becomes important for Group J herbicides.

When in the soil, these compounds are likely to bind tightly to the soil surface and not move down the profile. Without mechanical incorporation, the herbicide is likely to stay very close to the soil surface, so weeds germinating from depth may not be well controlled.

Prosulfocarb

Getting to the soil			When in the soil		
Solubility (mg/L)	13.2	Low	Binding (Koc)	1367-2340 [#]	Slightly-mobile
Volatility (mPa)	0.79	Non-volatile	Half-life (DT ₅₀)	7-13 (av. 10)	Non-persistent
Photodegradation	Insignificant		Mobility	Tight binding and low solubility means herbicide will be bound at the soil surface	
Breakdown	Rapid microbial breakdown is the primary pathway				

[#] (Senseman, 2007)

Practical considerations:

- Prosulfocarb is only currently available in Australia as Boxer[®] Gold (a formulation with s-metolachlor), therefore the properties of both herbicides need to be considered.
- Prosulfocarb will bind moderately tightly to organic matter, leading to the possibility of tie up on stubble if there are high levels of organic matter present at application.
- Volatility and photodegradation are not major pathways for breakdown of prosulfocarb, however are more significant for s-metolachlor, so hence there is a label recommendation for Boxer[®] Gold to be incorporated at sowing, or by rainfall, within 10 days of application.
- The low solubility of prosulfocarb requires soils to be moist during the period of expected weed control for optimal results.
- The short persistence of prosulfocarb requires high application rates to achieve the desired level of residual control.

Tri-allate

Getting to the soil			When in the soil		
Solubility (mg/L)	4.1	Low	Binding (Koc)	3034	Slightly-mobile
Volatility (mPa)	12	Full mechanical incorporation required within 6 hours	Half-life (DT ₅₀)	8-205 (av.46)	Persistent
Photodegradation	Negligible		Mobility	Binds tightly to the soil post application	
Breakdown	Loss due to volatility can be extremely high if not incorporated, especially in warm soils. Once in the soil breakdown is via microbial degradation.				

Practical considerations:

- Tri-allate is the most volatile herbicide commonly used in the Australian grain industry. When using in a cultivation system, full mechanical incorporation into moist soil is required within 6 hours of application. Two passes (e.g. cultivation or heavy harrows followed by full disturbance sowing) will provide better incorporation than a single pass. Incorporate tri-allate to a depth of 5 to 7cm.
- In a reduced tillage farming system using the knife point IBS technique for incorporation, then label directions require mixing with trifluralin and rates to be increased to counteract losses from volatilisation at application. The IBS incorporation strategy is not to be used on heavy soils where lack of mobility will further prevent herbicide incorporation to a suitable depth.
- The majority of seedling uptake is via absorption into the coleoptile emerging through the treated soil.
- Low solubility means that good soil moisture is required for the period where weed control is required. Dry conditions post-application are likely to reduce weed control, especially if the soil dries out on the surface where the herbicide is bound, but is moist at depth where weeds are germinating.

GROUP K

Mode of action: Group K herbicides inhibit very long chain fatty acid (VLCFA) synthesis which prevents cell expansion in the germinating seedling.

There are two primary subclasses used in Australian grain crops:

- Chloroacetamides (e.g. dimethenamid-P, s-metolachlor), and
- Isoxazolines (e.g. pyroxasulfone).

At present, resistance to this mode of action in the field is limited, both within Australia and internationally, despite extensive use of this mode of action for over 40 years.

General properties: Group K herbicides are absorbed by the germinating seedling, affecting VLCFA synthesis and ultimately preventing seedling establishment. Typically they are more effective against monocots at the application rates used in Australia, however some small seeded dicots may also be susceptible.

Selectivity when used in cereal grains comes from a combination of the ability of some species to rapidly detoxify the herbicide; application rate; manipulation of sowing depth to be below the herbicide band; and spatial separation at sowing by throwing treated soil away from the seeding furrow. For sorghum, the addition of Concep® II (oxabetryl) to the seed enhances crop metabolism of s-metolachlor, thus increasing selectivity.

Herbicides with this mode of action tend to have loose to moderate soil binding, especially in low organic matter or sandy soils. Heavy rainfall between application and crop emergence can lead to herbicide moving down the soil profile and affecting the crop. In particular, damage is seen where water logging impairs the crop's ability to metabolise and detoxify the herbicide.

Dimethenamid-P

Getting to the soil			When in the soil		
Solubility (mg/L)	1450	High	Binding (Koc)	218 ^{@1}	Moderate mobility
Volatility (mPa)	2.5	Volatile	Half-life (DT ₅₀)	2-16 (av. 7)	Non-persistent
Photodegradation	Little impact		Mobility	Can be high, especially on lighter soils.	
Breakdown	Microbial degradation is the primary pathway.				

^{@1} (USDA Natural Resources Conservation Service)

Practical considerations:

- The vapour pressure of dimethenamid-P indicates that some product could be lost to the environment over time in hot, dry conditions, if not incorporated. To address this and the relatively short persistence, the Australian label recommends incorporation by sowing using a knife point or narrow tyne system, as close as possible to sowing.
- High solubility and moderate binding on some soils indicates that dimethenamid-P could be incorporated with minimal rainfall, however it has the potential to be mobile in some soils when exposed to excessive soil moisture.
- Low disturbance disc seeder systems are not recommended, as herbicide needs to be removed from the sowing furrow. High solubility could lead to the herbicide moving down the sowing slot before binding occurs, if there is moderate to heavy rainfall after sowing.
- Relatively short persistence means that high application rates are required to achieve the desired length of pre-emergent weed control. Extended rotational crop limitations are unlikely except in specific crops in the following year, due to rapid breakdown. Check the product label for specific directions.

S-metolachlor

Getting to the soil			When in the soil		
Solubility (mg/L)	480	Moderate	Binding (Koc)	200 [#]	Moderate mobility
Volatility (mPa)	3.7	Volatile	Half-life (DT ₅₀)	11-31 (av. 21)	Non-persistent
Photodegradation	Can be significant when applied to dry soils and not incorporated		Mobility	Level of binding is influenced by organic matter and clay content	
Breakdown	Losses from volatility are generally low; however losses via photodegradation can be high if not incorporated. Microbial degradation is the primary route post incorporation				

(Senseman, 2007)

Practical considerations:

- Photodegradation and volatilisation losses can be significant if not incorporated (mechanical or rainfall) after application. Avoid applying under hot, dry conditions if no rainfall is forecast within the next 7 to 10 days.
- The solubility of s-metolachlor implies that incorporation can be achieved without the need for large volumes of rainfall. If heavy rainfall or irrigation occurs as the first event after application, then s-metolachlor can be prone to leaching before the herbicide has bound to the soil, especially on sandy or low organic matter soils.
- Binding varies, depending upon soil type and organic matter. S-metolachlor binds more tightly to organic matter than clay and therefore can be subject to tie up in situations of heavy stubble or weeds at application. In soils with higher clay content and/or organic matter, s-metolachlor tends to bind near the surface unless subjected to large rainfall events before binding has occurred.
- In soils with low clay content and organic matter, s-metolachlor will be loosely bound and hence can move down the profile out of the zone of surface germinating weeds. In these soils, there is also the potential for crop injury if herbicide is moved down to the germination zone of the crop, or can be lost through leaching.
- Persistence of s-metolachlor is relatively short. In Australian use patterns, cereal crops can be sown following a pre-emergent application when using low application rates. In summer crop situations, moderate length of residual control is achieved by applying significantly higher rates than used before sowing cereals.
- In sorghum, crop selectivity is improved by treating the seed with Concep II seed safener.

Pyroxasulfone

Getting to the soil			When in the soil		
Solubility (mg/L)	3.49	Low	Binding (Koc)	57-119 ^{@5} (av. 95)	Moderately mobile
Volatility (mPa)	2.4 x 10 ⁻³	Non-volatile	Half-life (DT ₅₀)	16-26 (av. 22)	Non-persistent
Photodegradation	Only minor degradation pathway ^{@5}		Mobility	Relatively weak binding may allow movement down the profile	
Breakdown	Primarily microbial				

@5 (APVMA, 2011)

Practical considerations:

- Relatively weak binding means that herbicide will not be overly bound to stubble and will be washed off following rainfall.
- Relatively weak binding means that care needs to be taken to ensure herbicide is moved well away from the sowing furrow. Weak binding can also lead to problems if there is heavy rainfall pre-emergence, resulting in crop damage from herbicide moving down to the germination zone of the crop.
- Low solubility means that good ongoing soil moisture is required for uptake by the germinating weeds. Dry soil conditions between application and weed emergence can result in poor control.
- Incorporation by rainfall or by sowing is recommended to reduce off-target herbicide movement.

PROPERTIES OF PRE-EMERGENT HERBICIDES USED IN GRAIN PRODUCTION SYSTEMS

The following table lists the important properties influencing soil availability for selected pre-emergent herbicides used in Australian broadacre farming systems. By understanding these properties and how they inter-relate, advisers will be better able to plan for, predict and interpret field outcomes.

Note: An example of a common trade name is given to assist in identification of the active ingredient only. As noted in the table, some active ingredients are not commercially available in Australia as a single active formulation and contain at least one other active ingredient, so the properties of this additional active ingredient will also need consideration. The information in this table is for the active ingredient. In some situations it may be possible to alter these properties in the field by formulation design – for example an encapsulated formulation may reduce losses due to volatility.

Table 5: Properties of selected herbicides used in Australian grains production. (The basis of inclusion in this table are products that are used in broadacre systems and also have plantback constraints on their label – indicating a level of residual activity).

Unless otherwise stated, values quoted specific to the active ingredients in the tables below has been sourced from the Pesticide Properties Database which can be found at <http://sitem.herts.ac.uk/aeru/iupac/index.htm> (University of Hertfordshire, 2006-2014) The Pesticide Properties DataBase (PPDB) developed by the Agriculture & Environment Research Unit (AERU), University of Hertfordshire. Accessed on 4th August 2014.

Mode of action	Active	Common trade name	Solubility ¹	Volatility ²	Persistence ³	Mobility in the soil ⁴	Primary breakdown pathway ⁵		
A	Fops	diclofop-methyl	Hoegrass [®]	0.39 (low)	2.5 x 10 ⁻²	7 - 39 (av. 19) 25-52 (av. 35) for diclofop acid	16000 ^{®1} (non-mobile)	Rapid hydrolysis to diclofop acid. Then undergoes microbial degradation.	
		fenoxaprop-P-ethyl	Wildcat [®]	0.7 (low)	5.3 x 10 ⁻⁴	0.3	11354 (non-mobile)	Rapid hydrolysis to fenoxaprop acid. Then undergoes microbial degradation.	
		fluzafop-P-butyl	Fusilade [®]	0.93 (low)	0.12	2 - 38 (av.8.2)	3394 (slightly-mobile)	Hydrolysis to fluzafop acid. Then undergoes microbial degradation.	
		haloxyfop-R-methyl	Verdict [®]	7.9 (low)	0.055	0.5 60-90 for haloxyfop acid [#]	Methyl ester estimated to be non-mobile [#] 75 for haloxyfop acid (moderately mobile)	Rapid hydrolysis to haloxyfop acid. Then undergoes microbial degradation.	
		quizalofop-P-ethyl	Targa [®]	0.6 (low)	1.1 x 10 ⁻⁴	0.6 - 8 (av. 1.8)	510 ^{®1} (slightly mobile)	Rapid microbial degradation	
	Dimis	butoxydim	Falcon [®]	6.9 (low)	0.001	9	635 (slightly mobile)	Rapid microbial degradation	
		tralkoxydim	Achieve [®]	6.1 (low)	3.7 x 10 ⁻⁴	1.9	120 (moderate)	Rapid microbial degradation	
	B	SUs	chlorsulfuron	Glean [®]	12500 (high)	3.07 x 10 ⁻⁶	11 - 70 (av. 36)	40 ^{®1} (mobile)	Hydrolysis is the primary pathway in neutral and acidic soils. Slow microbial degradation and slow hydrolysis is the primary pathway in alkaline soils
			halosulfuron-methyl	Sempre [®]	10 (low)	3.5 x 10 ⁻²	14	109 (moderate)	Rapid hydrolysis and microbial degradation
iodosulfuron-methyl-sodium			Hussar [®]	25000 (high)	6.7 x 10 ⁻⁶	9 - 15 (av. 8)	10 - 90 [#] (mobile)	Rapid hydrolysis in neutral and acidic soils. Microbial breakdown becomes dominant in neutral to alkaline soils ^{®7}	
mesosulfuron-methyl			Atlantis [®]	483 (moderate)	1.1 x 10 ⁻⁵	46-76 (av.65) ^{®2}	26 - 354 ^{®2} (av. 40) ^{®1} (binding is typically weak and not correlated to soil texture, pH or organic matter)	Hydrolysis. However microbial degradation appears to be also significant under low temperatures ^{®1}	
metsulfuron-methyl			Ally [®]	2790 (high)	1.1 x 10 ⁻⁷	4 - 15 (av. 10)	35 ^{®1} (mobile)	Rapid hydrolysis at lower soil pH. Slow microbial degradation and hydrolysis on alkaline soils	
sulfosulfuron			Monza [®]	1627 (high)	3.05 x 10 ⁻⁵	11 - 47 (av. 24)	33 (mobile)	Hydrolysis is the primary pathway in neutral and acidic soils. Slow microbial degradation and slow hydrolysis is the primary pathway in alkaline soils	
thifensulfuron-methyl			Harmony [®]	2240 (high)	7.50 x 10 ⁻⁶	3 - 20 (av. 10)	28.3 (mobile)	Rapid microbial and hydrolysis breakdown	
triasulfuron			Logran [®]	815 (high)	0.0021	3 - 48 (av. 19)	60 (mobile)	Hydrolysis is the primary pathway in neutral and acidic soils. Slow microbial degradation is the primary pathway in alkaline soils	
tribenuron-methyl			Express [®]	2040 (high)	5.30 x 10 ⁻⁵	10	35 (mobile)	Rapidly degraded by hydrolysis and microbes.	

Table 5: (contd.) Properties of selected herbicides used in Australian grains production. (The basis of inclusion in this table are products that are used in broadacre systems and also have plantback constraints on their label – indicating a level of residual activity).

Unless otherwise stated, values quoted specific to the active ingredients in the tables below has been sourced from the Pesticide Properties Database which can be found at <http://sitem.herts.ac.uk/aeru/iupac/index.htm> (University of Hertfordshire, 2006-2014) The Pesticide Properties DataBase (PPDB) developed by the Agriculture & Environment Research Unit (AERU), University of Hertfordshire. Accessed on 4th August 2014.

Mode of action	Active	Common trade name	Solubility ¹	Volatility ²	Persistence ³	Mobility in the soil ⁴	Primary breakdown pathway ⁵	
B	Imis	imazamox	Raptor [®]	626000 (high)	0.0133	17	2-374 ⁶² (av. 62 ⁶¹) (mobile)	Rapid microbial degradation. Binding increases in acidic soils which increases persistence.
		imazapic	Flame [®]	2230 (high)	0.01	31-410 (av. 232)	137 (moderate)	Slow microbial degradation. Binding increases in acidic soils which increases persistence.
		imazapyr	Arsenal [®]	9740 (high)	0.013	25-142 [#] (av. 90 ⁶¹)	100 ⁶¹ (moderate)	Slow microbial degradation. Binding increases in soils with pH <6.5 which increases persistence.
		imazethapyr	Spinner [®]	1400 (high)	1.33 x 10 ⁻²	7-290 (av. 51)	52 (mobile)	Slow microbial degradation. Binding increases in soils with pH <6.5 which increases persistence.
	Sulfonamides	florasulam	Conclude ^{®A}	6360 (high)	0.01	2-18 (av. 8.5)	22 ⁶¹ (mobile)	Fast microbial degradation, especially under warm, moist conditions
		flumetsulam	Broadstrike [®]	5650 (high)	3.70 x 10 ⁻⁷	45	28 (mobile)	Microbial degradation is the primary pathway. This occurs faster at higher pH
		metosulam	Eclipse [®]	700 (high)	1 x 10 ⁻⁹	20 – 47 (av. 39)	166 ⁶⁶ (moderate)	Microbial ¹⁰
		pyroxsulam	Crusader [®]	3200 (high)	1 x 10 ⁻⁴	5-29 ⁶³ (av. 13)	33 (mobile)	Rapid microbial degradation ⁶⁹
C	Triazines	atrazine	Gesaprim [®]	35 (low)	0.039	6-108 (av. 60 ⁶¹)	100 (moderate)	Hydrolysis is the primary pathway in neutral and acidic soils. Slow microbial degradation is the primary pathway in alkaline soils.
		cyanazine	Bladex [®]	171 (moderate)	0.000213	12-25 (av. 14) [#]	190 (moderate)	Microbial degradation is the primary degradation pathway. Hydrolysis also occurs rapidly in acidic soils.
		prometryn	Gesagard [®]	33 (low)	0.13	41	400 (moderate)	Microbial
		simazine	Gesatop [®]	5 (low)	0.00081	90	130 (moderate)	Hydrolysis is the primary pathway in neutral and acidic soils. Slow microbial degradation is the primary pathway in alkaline soils.
		terbuthylazine	Terbyne [®]	7 (low)	0.12	10-36 (av. 22)	230 ⁶¹ (moderate)	Hydrolysis is the primary pathway in neutral and acidic soils. Slow microbial degradation is the primary pathway in alkaline soils.
	Triazinones	metribuzin	Sencor [®]	1165 (high)	0.121	14-28 [#] 30-60 under cool dry conditions%	60 ⁶¹ (mobile)	Microbial
	Ureas	diuron	diuron	36 (low)	1.15 x 10 ⁻³	20-231 (av. 89)	813 (slightly mobile)	Volatilisation and photodegradation losses are typically low, but can be significant under hot and dry conditions if not incorporated. Slow microbial degradation in the soil.
		fluometuron	Cotoran [®]	111 (moderate)	0.125	63-117 (av. 90)	100 ⁶¹ (moderate)	Photodegradation is significant, especially under dry conditions. Slow microbial metabolism in the soil.
	DNAs	pendimethalin	Stomp [®]	0.33 (low)	1.94 (volatile)	27-186 (av. 90)	17581 (non-mobile)	Subject to photodegradation and volatility loss if not incorporated. Slow microbial degradation in the soil, rapid under waterlogged conditions.
		trifluralin	Treflan [®]	0.22 (low)	9.5 (volatile)	35-375 (av. 170)	15800 (non-mobile)	Subject to photodegradation and volatility loss if not incorporated. Slow microbial degradation in the soil, faster under waterlogged conditions.

Table 5: (contd.) Properties of selected herbicides used in Australian grains production. (The basis of inclusion in this table are products that are used in broadacre systems and also have plantback constraints on their label – indicating a level of residual activity).

Unless otherwise stated, values quoted specific to the active ingredients in the tables below has been sourced from the Pesticide Properties Database which can be found at <http://sitem.herts.ac.uk/aeru/iupac/index.htm> (University of Hertfordshire, 2006-2014) The Pesticide Properties DataBase (PPDB) developed by the Agriculture & Environment Research Unit (AERU), University of Hertfordshire. Accessed on 4th August 2014.

Mode of action	Active	Common trade name	Solubility ¹	Volatility ²	Persistence ³	Mobility in the soil ⁴	Primary breakdown pathway [#]	
D	Benzamides	propryzamide	Kerb [®]	9 (low)	0.03	56	840 (slightly mobile)	Volatilisation and photodegradation can be significant without incorporation, especially under warm, dry conditions. Microbial and non-microbial dissipation occur in the soil.
F		diflufenican	Brodal [®]	0.05 (low)	4.25 x 10 ⁻³	180	1622-2369 [#] (slightly-mobile)	Binds tightly to soil. Metabolic degradation is slow.
		picolinafen	Siniper [®]	0.047 (low)	1.7 x 10 ⁻⁴	9-64 (av. 30)	28300 (non-mobile)	Mineralisation to CO ₂ and two primary metabolites.
G		oxyfluorfen	Goal [®]	0.1 (low)	0.026	31-172 (av. 73)	100000 ^{@1} (non-mobile)	Photolysis is important. Microbial breakdown is slow.
		flumioxazin	Valor [®]	0.8 (low)	0.32	16 - 20 (av. 18)	889 (slightly mobile)	Microbial
		saflufenacil	Sharpen [®]	2100 (high)	4.5 x 10 ⁻¹²	7-35 (av. 20)	9-55 ^{@3} (mobile)	Primarily microbial. Photolysis can contribute under field conditions. ^{@3}
H		pyrasulfotole	Precept ^{@8}	69100 (high)	2.7 x 10 ⁻⁴	55	22-715 (av. 368) (moderate)	Microbial ^{@8}
		isoxaflutole	Balance [®]	6.2 (low)	1 x 10 ⁻³	0.5-2.4 (av 1.3) [!]	145 (moderate)	Chemical hydrolysis and microbial degradation
I	Pyridines	aminopyralid	Hotshot ^{@C}	2480 (high)	2.59 x 10 ⁻⁹	8-35 (av. 21)	11 [#] (very mobile)	Moderate potential for leaching. Primarily microbial degradation
		clopyralid	Lontrel [®]	143000 (high)	1.36	2-24 (av. 11) 12-70 (av. 40) in a range of US soils [#]	5 (very mobile)	Leaching can be significant. Microbial degradation, fastest in warm, moist soils
		fluroxypyr-meptyl	Starane [®]	0.1 (low)	0.01	3	19550 (non-mobile)	Microbial
		picloram	Tordon [®]	560 (high)	8.0 x 10 ⁻⁵	20-300 (av. 90) [#] Increases with application rate.	17-160 [#] (av. 13 ^{@1}) (very mobile)	Photolysis and leaching can be significant. Slow microbial degradation. Fastest under warm moist conditions.
		triclopyr-butoxyethyl	Garlon [®]	23% (low)	1.6 x 10 ^{-4#}	10-46 (av. 30) [#]	780 [#] (slightly mobile)	Microbial
J		prosulfocarb	Boxer ^{@D}	13.2 (low)	0.79	7-13 (av. 10)	1367-2340 [#] (slightly-mobile)	Microbial
		tri-allate	Avadex [®]	4.1 (low)	12	8-205 (av. 46)	3034 (slightly-mobile)	Volatilisation and microbial
K	chloroacetamides	dimethenamid-P	Outlook [®]	1450 (high)	2.5	2-16 (av. 7)	40-474 ^{@4} (av. 218 ^{@1}) (moderate)	Microbial
		s-metolachlor	Dual [®]	480 (moderate)	3.7	11-31 (av. 21)	200 [#] (moderate)	Volatility generally low but photodegradation can be high prior to incorporation. Microbial degradation
	isoxazolines	pyroxasulfone	Sakura [®]	3.49 (low)	2.4 x 10 ⁻³	16-26 (av. 22)	57-119 (av. 95) ^{@5} (moderate)	Microbial via cleavage of the methyl-sulfone bridge ^{@5}
O		isoxaben	Gallery [®]	0.93 (low)	5.5 x 10 ⁻⁴	66-309 (av. 123)	909 (slightly mobile)	Microbial

1 Solubility in water (mg/L @ 20°C) (rating)

2 Vapour pressure (mPa @ 25°C)

3 Persistence measured as average DT₅₀ (days for 50% decomposition) under field situations.

4 Mobility in the soil – propensity for soil binding using average K_{oc} value to determine rating

(Senseman, 2007) Herbicide Handbook (2007) Weed Society of America

@1 (USDA Natural Resources Conservation Service) Windows Pesticide Screening Tool

@2 (National Registration Authority for Agricultural and Veterinary Chemicals, 2003) Evaluation of the new active mesosulfuron- methyl in the product Atlantis Selective Herbicide

@3 (APVMA, 2012) Evaluation of the new active saflufenacil in the product Sharpen WG Herbicide

@4 (APVMA, 2007) Evaluation of the active dimethenamid-P in the product Frontier – P Herbicide

@5 (APVMA, 2011) Evaluation of the New Active pyroxasulfone in the Product Sakura[®] 850 WG Herbicide

@6 (Bayer CropScience) Path and Drive Safety Data sheet

@7 (Bayer CropScience, 2014) Hussar OD 2014 Plantback Guide

@8 (APVMA, 2007) Evaluation of the new active pyrasulfotole in the product Precept Selective Herbicide

@9 (APVMA, 2008) Evaluation of the new active pyroxasulfone in the product Crusader Herbicide

@10 (HerbiGuide Pty Ltd, 2014) Eclipse Herbicide

! (Bayer CropScience, 2011) isoxaflutole rapidly converts to diketonitrile which is the herbicidal active molecule. Diketonitrile has a DT₅₀ of 8-30 days.

A Conclude is a mixture of florasulam and MCPA

B Precept is a mixture of pyrasulfotole and MCPA

C Hotshot is a mixture of aminopyralid and fluroxypyr

D Boxer Gold is a mixture of prosulfocarb and s-metolachlor

FURTHER INFORMATION

- RE-CROPPING PERIODS FOR NSW

(Flemming, McNee, Cook, & Manning, 2012) "Weed Control in Summer Crops 2012-13". NSW Department of Trade and Investment, Regional Infrastructure and Services <http://www.dpi.nsw.gov.au/agriculture/pests-weeds/weeds/publications/summer>

(Brooke & McMaster, 2014) "Weed Control in Winter Crops". NSW Department of Trade and Investment, Regional Infrastructure and Services <http://www.dpi.nsw.gov.au/agriculture/broadacre/guides/weed-control-winter-crops>

BIBLIOGRAPHY AND REFERENCES

- APVMA . (2007, August). *Evaluation of the active dimethenamid-P in the product Frontier-P Herbicide*. Retrieved August 7th, 2014, from APVMA: http://archive.apvma.gov.au/registration/assessment/docs/prs_dimethenamid-p.pdf
- APVMA. (2007, September). *Evaluation of the new active pyrasulfotole in the product Precept Selective herbicide*. Retrieved September 12, 2014, from APVMA: http://archive.apvma.gov.au/registration/assessment/docs/prs_pyrasulfotole.pdf
- APVMA. (2008, April). *Evaluation of the new active pyroxsulam in the product Crusader Herbicide*. Retrieved September 12, 2104, from APVMA: http://archive.apvma.gov.au/registration/assessment/docs/prs_pyroxsulam.pdf
- APVMA. (2011, October). *Public release summary on the evaluation of the new active pyroxasulfone in the product Sakura 850WG Herbicide*. Retrieved August 7th, 2014, from APVMA: http://archive.apvma.gov.au/registration/assessment/docs/prs_pyroxasulfone.pdf
- APVMA. (2012, February). *Public release summary on the evaluation of the new active saflufenacil in the product Sharpen WG Herbicide (previously Heat Herbicide)*. Retrieved August 7th, 2014, from APVMA: http://archive.apvma.gov.au/registration/assessment/docs/prs_saflufenacil.pdf
- Bayer CropScience. (2011). *Balance Herbicide Technical Guide*. Australia: Bayer CropScience.
- Bayer CropScience. (2014). *Hussar OD 2014 Plantback Guide*. Retrieved September 12, 2014, from Bayer CropScience: <http://www.bayercentral.com.au/resources/uploads/brochure/file10719.pdf>
- Bayer CropScience. (n.d.). *Path and Drive Safety Data Sheet*. Retrieved August 7th, 2014, from bayergarden.co.uk: <http://www.bayergarden.co.uk/~media/Bayer%20CropScience/Bayer%20Garden/safety%20sheets/UK/2014/Path%20%20Drive%20ConcMSDSv6.ashx>
- Brooke, G., & McMaster, C. (2014). *Weed Control in Winter Crops 2014*. NSW Department of Primary industries.
- Flemming, J., McNee, T., Cook, T., & Manning, B. (2012). *Weed Control in summer Crops 2012-13*. NSW Department of Primary Industries.
- Hall, L. B. (1999). *How Herbicides Work - Biology to Application*. Edmonton, Canada: Alberta Agricultural and Rural Development.
- Heap, I. (n.d.). Retrieved 2014, from The International Survey of Herbicide Resistant Weeds.: <http://www.weedscience.com/Summary/home.aspx>
- HerbiGuide Pty Ltd. (2014). *Eclipse*. Retrieved September 12, 2014, from HerbiGuide: http://www.herbiguide.com.au/Descriptions/hg_Eclipse.htm
- National Registration Authority for Agricultural and Veterinary Chemicals. (2003, February). *Evaluation of the new active Mesosulfuron-methyl in the product Atlantis Selective Herbicide*. Retrieved August 7th, 2014, from APVMA: http://archive.apvma.gov.au/registration/assessment/docs/prs_mesosulfuron.pdf
- Senseman, S. (. (2007). *Herbicide Handbook 2007 (9th edition)*. Weed Science Society of America.
- Shaner, D. (2013). Interactions of herbicides with crop residue. *GRDC Adviser Updates*. Goondiwindi: GRDC.
- University of Hertfordshire. (2006-2014). *The Pesticide Properties DataBase (PPDB)*. Retrieved August 4th, 2014, from developed by the Agriculture & Environment Research Unit (AERU), University of Hertfordshire: <http://sitem.herts.ac.uk/aeru/iupac/index.htm>
- USDA Natural Resources Conservation Service. (n.d.). *Windows Pesticide Screening Tool*. Retrieved September 12, 2014, from USDA: <http://www.nrcs.usda.gov/wps/portal/nrcs/detailfull/national/landuse/crops/npm/?cid=stelprdb1044769>

